

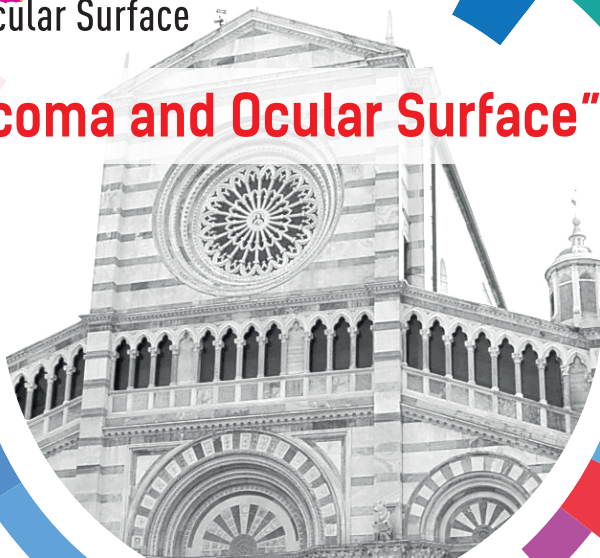


SICSSO

CONGRESS

The International Society of Cornea,
Stem Cells and Ocular Surface

"Cornea, Glaucoma and Ocular Surface"



27_28_29
JUNE
2024

GROSSETO - Italy



FINAL
PROGRAM

www.sicssso.org/2024/

Fattoria **La Principina**
Via dei Girasoli, 1
Principina Terra - 58100 Grosseto

Congress Presentation

Welcome to the **XXII S.I.C.S.S.O Congress** that will be held in **Grosseto**, Tuscany, from **June 27th to 29th**, 2024.

This year's event is particularly special as it takes place at our **headquarters**.

We are thrilled by the **growing international participation**, with participants from **49 countries**.

Our Scientific Program is designed to enhance attendees' skills and knowledge through presentations and discussions on corneal and external diseases. The S.I.C.S.S.O. Congress is renowned for its open and welcoming environment, encouraging the exchange and advancement of corneal studies. This year, we will focus on the interconnected **relationship between glaucoma, ocular surface disease and keratoplasty**.

The Main Room will feature live surgeries, lectures, and roundtable discussions. Attendees will witness modern minimally invasive keratoplasty surgeries (**DMEK, DSAEK, DALK**) and **various glaucoma surgeries** performed by leading surgeons. Don't miss our signature Saturday session with **Live Patient Evaluations**.

The prestigious S.I.C.S.S.O. **Medal Lecture** will take place on Friday, June 28th at 10:00 am, honoring Prof. **Harminder S. Dua** from Nottingham, UK, for his contributions to corneal and ocular surface diseases. Additionally, the new **Lifetime Career Achievement Award** will be presented to Prof. **Edward J. Holland** from Cincinnati, USA and Prof. **Mark J. Mannis** from Sacramento, USA, for their significant impact on the field.

The Scientific Program also hosts the **Ophthalmologist Under 40** Years Old Session, where younger colleagues share their recent research, and several Innovation Sessions, with news coming from all over the world. At the end of each **Innovation Session**, the President and Panelists will confer to select the **Best Paper of Session winner**.


Following the success of 2023, we will offer **Didactic Courses** in both English and Italian, fostering an intimate and interactive learning atmosphere.

Finally, enhance your surgical skills in S.I.C.S.S.O. **Wet Labs**, where expert surgeons will guide you through procedures such as DALK, DMEK and Amniotic Membrane Transplantation on tissues provided from eye banks.

We extend our heartfelt gratitude to all participants and special thanks to Prof. Michele Figus, Dr. Andrea Romani and Dr. Angelo Balestrazzi, our local organizers, for their invaluable assistance.

We look forward to welcoming you to Grosseto.

Scientific Secretariat
Enrica Sarnicola



Scientific Secretariat
Caterina Sarnicola



S.I.C.S.S.O. President
Vincenzo Sarnicola



Congress Venue

Fattoria La Principina
Via dei Girasoli, 1
Principina Terra - 58100 Grosseto



- | | | |
|----------------|---------------------|------------------|
| 1 Topcon | 9 Fidia | 17 Omikron |
| 2 DOC Generici | 10 Alcon | 18 Nikon |
| 3 Abbvie | 11 Théa | 19 Normeditec |
| 4 Sifi | 12 Alfa Intes | 20 Prevor |
| 5 Offhealth | 13 CSO | 21 Fimas |
| 6 Santen | 14 EssilorLuxottica | 22 Sir Oftalmica |
| 7 Bruschetti | 15 Diadema | 23 Polimedica |
| 8 Ivis | 16 Ophtagon | 24 Oftalmedica |

S.I.C.S.S.O. Shuttle Timetable

Wednesday 26th



S.I.C.S.S.O. Shuttle

	1 st run	2 nd run
Grosseto Train Station	14:00	16:30
La Principina (Congress venue)	14:15	16:45
Terme Leopoldo (Marina di Grosseto)	14:30	17:00



BUS - Invited Speakers Ceremony

	TO GO
Terme Leopoldo (Marina di Grosseto)	17:30
La Principina (Congress venue)	17:45
Grosseto Theatre	18:00
	TO GO BACK
Grosseto Theatre	22:30
La Principina (Congress venue)	22:45
Terme Leopoldo (Marina di Grosseto)	23:00

Thursday 27th



S.I.C.S.S.O. Shuttle

	1 st run	2 nd run	3 rd run	4 th run	5 th run
Grosseto Train Station	08:45	10:30	13:00	15:45	18:45
La Principina (Congress venue)	09:00	10:45	13:15	16:00	19:00
Terme Leopoldo (Marina di Grosseto)	09:15	11:00	13:30	16:15	19:15
La Principina (Congress venue)	09:30	11:15	13:45	16:30	19:30
Grosseto Train Station	09:45	11:30	14:00	16:45	19:45



BUS - A night at the Oscars

	1 st run	2 nd run	3 rd run	4 th run
La Principina (Congress venue)	19:15	19:30	19:45	20:00
Terme Leopoldo (Marina di Grosseto)	19:30	19:45	20:00	20:15
	TO GO BACK			
Terme Leopoldo (Marina di Grosseto)	22:30	23:00	23:30	23:45
La Principina (Congress venue)	22:45	23:15	23:45	00:00
Grosseto Train Station	23:00	23:30	00:00	00:15

Friday 28th



S.I.C.S.S.O. Shuttle

	1 st run	2 nd run	3 rd run	4 th run	5 th run	6 th run
Grosseto Train Station	·	08:45	10:30	13:00	15:45	18:45
La Principina (Congress venue)	·	09:00	10:45	13:15	16:00	19:00
Terme Leopoldo (Marina di Grosseto)	07:30	09:15	11:00	13:30	16:15	19:15
La Principina (Congress venue)	07:45	09:30	11:15	13:45	16:30	19:30
Grosseto Train Station	08:00	09:45	11:30	14:00	16:45	19:45



BUS - S.I.C.S.S.O. Social Dinner

		TO GO		
Bus from: La Principina Congress Venue & Terme Leopoldo Marina di Grosseto		19:45		
		TO GO BACK		
Castello (Castiglione della Pescaia)		23:00	23:30	00:00
Terme Leopoldo (Marina di Grosseto)		23:15	23:45	00:15
La Principina (Congress venue)		23:30	00:00	00:30
Grosseto Train Station		23:45	00:15	00:45

Saturday 29th



S.I.C.S.S.O. Shuttle

	1 st run	2 nd run	3 rd run	4 th run	5 th run
Terme Leopoldo (Marina di Grosseto)	07:30	08:45	10:00	11:45	13:30
La Principina (Congress venue)	07:45	09:00	10:15	12:00	13:45
Grosseto Train Station	08:00	09:15	10:30	12:15	14:00
La Principina (Congress venue)	08:15	09:30	10:45	12:30	14:15
Terme Leopoldo (Marina di Grosseto)	08:30	09:45	11:00	12:45	14:30

Thanks to:

OFFHEALTH

Main Sponsors



Gold Sponsors



Silver Sponsors




Bronze Sponsors



Others






CORNEA TRANSPLANT FOUNDATION

President

Edward J. Holland

*Director of Cornea Services
at Cincinnati Eye Institute*



S.I.C.S.S.O. BOARD

Honorary President

Vincenzo Sarnicola

*Chief at Clinica degli
Occhi Sarnicola, Grosseto*

Local Organizers



Vincenzo Sarnicola

*Honorary President
Chief at
Clinica degli
Occhi Sarnicola,
Grosseto*




Michele Figus

*Full Professor of
Ophthalmology at
University of Pisa*



Andrea Romani

*Director of
Ophthalmology
Department AUSL
Toscana sud-est
Arezzo-Grosseto-Siena*



Angelo Balestrazzi

*Director of
Ophthalmology
Department AUSL
Toscana sud-est Grosseto
Amiata Grossetana
Colline Metallifere*

International Board Members



Rafael Ignacio
Barraquer Compte



Michael W.
Belin



Sadeer B.
Hannush



Rajesh
Fogla




Marian S.
Macsai



Mark J.
Mannis



Victor
Perez



Diego
Ponzin



Mark
Terry



Elmer Y.
Tu

Board 2024 - 2025



Pasquale
Aragona



Alessandra
Balestrazzi



Romina
Fasciani



Michele
Figus



Caterina
Gagliano



Rita
Mencucci



Alessandro
Mularoni



Emilio
Pedrotti



Nicola
Rosa



Sandro
Sbordone



Domenico
Schiano
Lomoriello

Scientific Secretariat



Enrica
Sarnicola



Caterina
Sarnicola



S.I.C.S.S.O. Awards

1) AWARDS TO YOUNG OPHTHALMOLOGISTS UNDER 40 YEARS OLD

- **BEST ORAL PRESENTATION:**
The winner will be awarded with a prize of **1.000,00 €**
- **BEST POSTER:**
The winner will be awarded with a prize of **500,00 €**
- **MOST ORIGINAL ORAL PRESENTATION:**
The winner will be awarded with a copy of the book **“Cornea - Fundamentals, Diagnosis and Management”**, Elsevier
- **MOST ORIGINAL POSTER:**
The winner will be awarded with a copy of the book **“Cornea - Fundamentals, Diagnosis and Management”**, Elsevier

2) BEST VIDEO

The “Best Videos” will be awarded during the event **“Night at the Oscars”**. This event will be open to all S.I.C.S.S.O. delegates and will take place on Thursday June 27th at 08:30 p.m. at Hotel Terme Marine Leopoldo II in Marina di Grosseto.

3) BEST PAPER OF SESSION

The **Best Paper of Session** will be awarded at the end of each “Innovations” session, so the speakers are encouraged to wait the end of the session before leaving the room.



General Information

Organizing Secretariat & Official Housing Bureau

Team Srl

Address: Via Massimo D'Azeglio, 23 – 58100 Grosseto. Italy
Phone: +39 320 8785274
E-mail: info@sicssso.org
Website: www.sicssso.org/2024

S.I.C.S.S.O. Cornea Transplant Foundation

Phone: +39 3317073818
E-mail: foundation@sicssso.org (industries)

Opening times

Thursday, June 27th 09.00 - 19.00
Friday, June 28th 08.00 - 19.00
Saturday, June 29th 08.00 - 13.00

Congress venue

Fattoria La Principina
Via dei Girasoli, 1
Principina Terra
58100 Grosseto

Badge

All participants **must show their personal badge** to have access **to the Congress area**, to the scientific sessions, to the **wet lab sessions** and to **all the other activities** organized by S.I.C.S.S.O. The QR code on the badge will be necessary to log in in the APP of the meeting. The loss of the badge and the subsequent printing of a new badge will entail the cost of € 50,00. S.I.C.S.S.O. is committed to the health and well-being of our meeting speakers, attendees, exhibitors, staff and meeting contractors.

Certificate of attendance

The certificate of attendance will be sent by email at the end of the meeting. The secretary staff will be happy to provide assistance. Please make sure to provide the secretariat with a correct email address.

Insurance

Delegates are advised to take out travel insurance to cover medical expenses, accidents, loss etc., during the meeting. Organizers will not accept any liability for damage or the loss of any Participant's property in any circumstances.

Photos

Participants are informed that an official congress photographer will take pictures/videos during the congress and the social events. Those images/videos will be used only for purposes linked to the event promotion.

Official languages

The official languages of the congress are English and Italian. All the sessions in **Main Room** will be held in **English language**, however **English-Italian simultaneous translation** will be available. **Innovation Sessions** will be held in English language only (no translation). **Courses** will be either in **English language** only or in **Italian language** only (no translation).

Speaker ready room

All presentations are centralized. Speakers are invited to upload their presentation at the speaker ready room no later than **2 hours before "show time"**.

All presenters that participate to S.I.C.S.S.O meeting agree and consent to record and share presentations and/or presentation materials on the S.I.C.S.S.O meeting website, in order to promote the spread of the scientific knowledge.

Registration fees

*Prices are VAT excluded (22%)

Registration for Nurse and Orthoptist: € 50,00 + VAT

Resident Registration: € 300,00 + VAT

Ophthalmologist Registration: € 500,00 + VAT

Due to the Italian Law (L.208/2015) it is forbidden to transfer cash between different subjects for an amount exceeding € 2.000,00. Therefore please kindly note that on site payments will only be accepted by credit cards.

S.I.C.S.S.O. App

Download the Congress App,
available on Android and Apple iOS



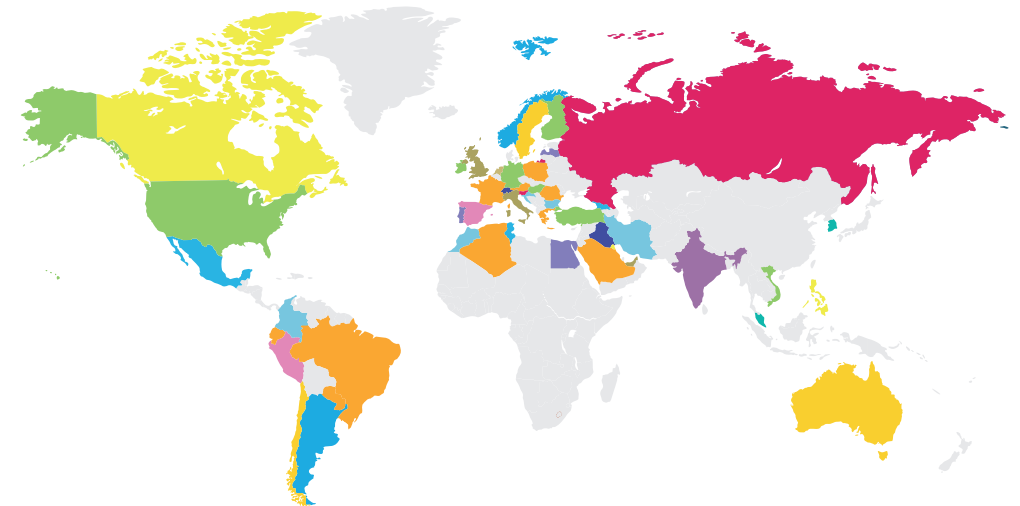
DOWNLOAD
THE
APP

CONGRESS 2024

Participants


FROM



49 COUNTRIES



Algeria, Argentina, Australia, Austria, Brazil, Bulgaria, Canada, Chile, Colombia, Croatia, Ecuador, Egypt, Finland, France, Georgia, Germany, Greece, Hungary, India, Iran, Iraq, Ireland, Italy, Kuwait, Lithuania, Mexico, Morocco, The Netherlands, Norway, Peru, Philippines, Poland, Portugal, Romania, Russia, San Marino, Saudi Arabia, Singapore, Slovenia, South Korea, Spain, Sweden, Switzerland, Tunisia, Turkey, U.A.E., UK, USA, Vietnam


PROGRAM AT A GLANCE

 Main Room: official language English.
 Simultaneous translation English-Italian available





















 Courses and Innovations Sessions will be in either English language only or Italian language only


Poster presentation is scheduled on
Thursday 27th from 16:15 to 16:45
 in the POSTER AREA











THURSDAY 27th

	MAIN ROOM & LIVE SURGERY	ROOM 1	ROOM 2		ROOM 3	ROOM 4	ROOM 5	ROOM 6	WET LAB ROOM
10:00-11:30		 YOUNG OPHTHALMOLOGISTS CONTEST	 INNOVATIONS 1 Keratoplasty		 INNOVATIONS 2 Ocular surface				
11:30-13:00			 INNOVATIONS 3 EK		 INNOVATIONS 4 Miscellaneous				
13:00-13:30	BREAK	BREAK	BREAK		BREAK	BREAK	BREAK	BREAK	BREAK
13:30-14:30		 TOMOGRAPHY Director: M. BELIN (USA)			 MICROBIAL KERATITIS Director: R.FOGLA (India)	 PUPILLOPLASTY Director: H. YASSIN (Egypt)	 TUMORI DELLA SUPERFICIE OCULARE Direttore: G. GABBRIELLINI (Italy)	 CORSO IDEA: IL DOLORE NEUROPATICO OCULARE Direttore: G. R. TEDESCO (Italy)	WET LAB 1 DMEK V. Maurino, F. Aiello, S. Luccarelli
14:30-14:45	BREAK	BREAK	BREAK		BREAK	BREAK	BREAK	BREAK	
14:45-16:30	 GLAUCOMA & OS & LIVE SURGERY								
16:30-16:45	BREAK	BREAK	BREAK		BREAK	BREAK	BREAK	BREAK	BREAK
16:45-19:00	 CASE REPORT & LIVE SURGERY								WET LAB 2 - DMEK N. Pereira, M. Arino- Gutierrez, R. Protti, S. Luccarelli

FRIDAY 28th

	MAIN ROOM & LIVE SURGERY	ROOM 1	ROOM 2		ROOM 3	ROOM 4	ROOM 5	ROOM 6	WET LAB ROOM
08:15-09:15		 DMEK FOR BEGINNERS Director: M. TERRY (USA)	 KERATOCONUS Director: L. IZQUIERDO (Peru)		 SURGICAL THERAPY FOR DANGEROUS KERATITIS Director: V. SARNICOLA (Italy)	 PTERYGIUM Director: A. SLOMOVIC (Canada)	 VIDEO CORSO GLAUCOMA Direttori: A. RAPISARDA, M. NARDI (Italy)	 CONGIUNTIVITI CRONICHE CICATRIZIALI Direttore: A. DI ZAZZO (Italy)	WET LAB 3 DALK S. B. Hannush, C. Monterosso, M. Dickman
09:20-10:00	 LIVE SURGERY								
10:00-11:15	 MEDAL LECTURE & LIFETIME CAREER ACHIEVEMENT AWARD								
11:15-12:00	 REJECTION ROUNDTABLE								WET LAB 4 MIGS
12:00-13:15	 ENDOTHELIUM & LIVE SURGERY								
13:15-14:15	 LUNCH COURSE Crosslinking: between EBM and continuous innovation		 LUNCH COURSE Are you ready for remotely controlled surgery?						
14:20-15:20		 OCULAR SURFACE STEM CELL TRANSPLANTATION FOR BILATERAL DISEASES Director: E. J. HOLLAND (USA)	 CHIRURGIA DEL SEGMENTO ANTERIORE: FATTORI CONOSCIUTI E MISCONOSCIUTI Direttore: V. SARNICOLA (Italy)		 CORNEAL RING Director: A. MULARONI (San Marino)	 WHAT'S NEW IN GLAUCOMA Directors: L. A. PINTO (Portugal), M. FIGUS (Italy)	 CHERATITI INFETTIVE Direttore: AN.BALESTRAZZI (Italy)	 TARGET PRESSURE E SUPERFICIE OCULARE Direttore: G. GIANNACCARE (Italy)	WET LAB 5 DMEK S. Deng, N. Afshari, T. Katamish
15:20-15:30	BREAK	BREAK	BREAK		BREAK	BREAK	BREAK	BREAK	
15:30-17:00	 GLAUCOMA and KERATOPLASTY & LIVE SURGERY								WET LAB 6 MIGS
17:00-17:15	BREAK	BREAK	BREAK		BREAK	BREAK	BREAK	BREAK	BREAK
17:15-19:00	 DMEK & LIVE SURGERY								WET LAB 7 - DALK T. Katamish, L. Mosca, D. Schiano Lomoriello

SATURDAY 29th

	MAIN ROOM	ROOM 1	ROOM 2		ROOM 3	ROOM 4	ROOM 5	ROOM 6	WET LAB ROOM
08:15-09:25		 INNOVATIONS 5 Keratoconus	 DALK FOR BEGINNERS Director: V. Sarnicola (Italy)		 KPRO Director: J. DE LA CRUZ (USA)	 CORSO COMPLICANZE DEL GLAUCOMA Direttore: A. ROMANI (Italy)	 GESTIONE DELLE MALPOSIZIONI PALPEBRALI DA DANNO NEURALE Direttore: P. FOGAGNOLO (Italy)	 GESTIONE DELLE CAUSTICAZIONI OCULARI Direttore: E. PEDROTTI (Italy)	 COMMON CORNEAL PROCEDURES IN CLINICAL PRACTICE H. S. Dua, D. Said
09:30-10:30	 HSV KERATITIS: CHALLENGES IN DIAGNOSIS AND TREATMENT								WET LAB 8 AMNIOTIC MEMBRANE TRANSPLANTATION H. S. Dua, D. Said, M. Nubile
10:30-13:15	 LECTURES & LIVE PATIENTS EVALUATION								
13:15-13:30	 AWARD CEREMONY								

Thanks to:



and to Banca degli Occhi di Monza

S.I.C.S.S.O. CONGRESS



JUNE 26_27_28 2025

WET LABs



WET LABs COURSES

DIRECTOR: *M. Baruzzo (Mestre, VE)*



Thursday 27th

13.30-15.00 WET LAB 1 - DMEK Director: *V. Maurino (UK)*
Teachers: *F. Aiello (Rome), S. Luccarelli (Milan)*

16.45-18.15 WET LAB 2 - DMEK Director: *N. Pereira (Brazil)*
Teachers: *M. Arino-Gutierrez (Spain), R. Protti (Domodossola), S. Luccarelli (Milan)*

Friday 28th

08.15-10.00 WET LAB 3 - DALK Director: *S. B. Hannush (USA)*
Teachers: *C. Monterosso (Venice), M. Dickman (The Netherlands)*

11.15-13.00 WET LAB 4 - MIGS Director: *M. Figus (Pisa)*

14.20-16.00 WET LAB 5 - DMEK Director: *S. Deng (USA)*
Teachers: *N. Afshari (USA), T. Katamish (Egypt)*

16.00-17.00 WET LAB 6 - MIGS Director: *V. Ramovecchi (San Severino Marche, MC)*

17.15-19.00 WET LAB 7 - DALK Director: *T. Katamish (Egypt)*
Teachers: *L. Mosca (Rome), D. Schiano Lomoriello (Rome)*

Saturday 29th

08.15-10.30 WET LAB 8 - AMNIOTIC MEMBRANE AND COMMON CORNEAL PROCEDURE Director: *H. S. Dua (UK)*
Teachers: *D. Said (UK), M. Nubile (Chieti)*

Sponsored by: **Geuder**^o
Germany

Supported by:



SCIENTIFIC PROGRAM

THURSDAY 27th



English language.
Simultaneous translation English - Italian
available



English language only



Italian language only



ENGLISH LANGUAGE ONLY

10.00 - 13.00

ROOM 1

BEST PAPER CONTEST for Ophthalmologists Under 40

AWARDS COMMITTEE:

*W. Lisch (Germany), L. Menabuoni (Florence), F. Passani (Carrara),
D. H. Scorsetti (Argentina), J. S. Weiss (USA)*

10.00 Introduction

F. Passani (Carrara)

10.05 Management and effectiveness of amniotic membrane extract eye drops in case of corneal and conjunctival chemical injury: a case series



G. Romualdi, R. Mencucci (Florence)

10.11 The ocular surface inflammation beyond dry eye disease: a precision medicine cytological approach



*A. De Rossi, A. Miglietta, G. De Rossi, S. De Rossi, M. Gelardi
(Verona)*

10.17 Structural analysis of corneal incisions during cataract surgery using intraoperative OCT and potential correlations with post-operative ocular discomfort



P. Cremonesi, B. Pintus, F. Lixi, G. Giannaccare (Cagliari)

10.23 Clinical profile of ocular surface findings and correlation with tear biomarkers in dry eye disease secondary to systemic auto immune diseases



C. Murthy, K. C. Ranjitha, G. Venkatasubramaniam (India)

10.29 Discussion

THURSDAY 27th

10.38 Translation and validation of psychometric properties of the Italian version of the Neuropathic Pain Symptom Inventory – Eye (NPSI-Eye) for the management of ocular neuropathic pain



E. Ferrini, C. Posarelli, G. Gabbriellini, M. Figus (Pisa)

10.44 Silicon retinal detachment rails as a novel approach to prevent ahmed valve tube exposure: a case report



M. Graziano (Salerno), Lucia Zeppa, M. Pensa (Avellino), I. Fioretto (Salerno), Lucio Zeppa (Avellino)

10.50 Ocular surface squamous neoplasia: changes in the standard of care 2003 to 2022



J. Greenfield, A. K. Cohen, A. Galor, J. Chodos, D. Stone (USA)

10.56 Chronic inflammation as a proposed risk factor for ocular surface squamous neoplasia



O. Alvarez, S. De Arrigunaga, S. Wall, D. Theotoka, A. Friehmann, M. Camacho, S. Dubovy, A. Galor (USA)

11.02 PACK-CXL followed by therapeutic keratoplasty combined with intrastromal voriconazole injection as a rescue treatment for fungal-keratitis-related corneal graft melting



A. Tsiogka, S. Tsoutsoura, K. Rallis (Greece)

11.08 Discussion

11.20 Extended range (XR) toric lenses for correction of high astigmatism



O. Ozcelik, Z. Ozbek (Turkey)

11.26 IOL power calculation after laser refractive surgery: an innovative multi-formula approach to improve refractive outcomes



F. Cione, M. Gioia, S. Pagliarulo, I. Di Paola, I. Pellegrino, F. M. Capuano, N. Rosa (Salerno)

11.32 Corneal crosslinking in recurrent keratoconus: long term results



E. Bonacci, M. Ventura, C. Pagnacco, E. Pedrotti, G. Marchini (Verona)

11.38 Deep anterior lamellar keratoplasty for corneal macular dystrophy: a case series analysis



V. Dinu, I. Manea, M. Calancea, M. Călțaru, S. Pleșea (Romania)

11.44 Surgical management of unconventional big bubbles type 2 and type 3 occurring during big bubble DALK



L. Gardini, A. Moramarco, N. Di Geronimo, I. Di Mola, A. Grendele, L. Fontana (Bologna)

11.50 Discussion

12.02 The “bub n’roll” technique: a novel approach for separation of Descemet-endothelium in DMEK surgery



F. Biagini, D. Venzano, C. E. Traverso, L. Di Cello (Genoa)

12.08 Comparison of endothelial cell phenotype preservation during DMEK and optimized PDEK graft preparation technique



T. H. A. Dinh (Vietnam), Y. Kalinnikov, D. Ostrovsky, M. Khubetsova, S. Borzenok (Russia)

12.14 Steroid response in descemet’s membrane endothelial keratoplasty (DMEK): a 7-year longitudinal study of 993 non-glaucomatous eyes



Y. N. Neo, M. Cilkova, Y. Cai, A. Vasquez-Perez (UK)

12.20 Improving surgical outcomes in complex DMEK surgery in corneas with poor visualisation using novel imaging techniques



A. Gheorghe, A. Arghirescu, A. Onofrei, A. Coleasa (Romania)

12.26 **Cosmetic intraocular surgery: artificial iris implants impacting anterior segment anatomy and function**



S. Magsood, S. Balal, V. Maurino (UK)

12.32 **Management of complications of cosmetic iris implants**



F. D'Oria, J. Aliò Del Barrio (Spain)

12.38 **LECTURE: Rules to write a paper: how to make your researches impactful**



J. S. Weiss (USA)

12.48 **Discussion**

13.00 - 13.30

BREAK

10.00 - 11.25

ROOM 2

INNOVATIONS 1 - KERATOPLASTY

PRESIDENT: *T. Katamish (Egypt)*

PANEL: *C. Monterosso (Venice), A. Mularoni (San Marino), P. Vinciguerra (Milan)*

10.00 **Management of corneal melting after collagen crosslinking for keratoconus: a case report**

A. Grendele, A. Moramarco, N. Di Geronimo, L. Gardini, L. Fontana (Bologna)

10.07 **Free cup for superficial leucoma: 5 years follow up**

M. Fioretto (Alessandria), A. Colonna, M. Orione, A. Grosso (Casale Monferrato, AL)

10.14 **Long-term results of penetrating keratoplasty (PK) and deep anterior lamellar keratoplasty (DALK) with simultaneous implantation of intrastromal corneal ring into the graft in patients with keratoconus**

Y. Kalinnikov, L. Ragimova (Russia), T. H. A. Dinh (Vietnam), S. Y. Kalinnikova (Russia)

10.21 **Bevacizumab and keratoplasty: pairing to avoid**

L. Buzzonetti (Rome)

10.28 **Report a personal series of cases treated with modified sub-tenon injection controlling eye pain during anterior segment surgery using Ropivacaine combined with Dexmedetomidine mixture**

G. Greco (Siena)

10.35 **Discussion**

- 10.45 Mushroom-shape femtosecond laser assisted DALK guided by real time anterior segment optical coherence tomography (AS-OCT)**
M. Arino-Gutierrez, J. Gegundez-Fernandez, D. Diaz-Valle, R. Mendez-Fernandez, A. Villarrubia-Cuadrado, M. Gessa-Sorroche (Spain)
- 10.52 Silk proteins: from tissue bioengineering the new standard of treatment for corneal bio-regeneration**
R. Fasciani (Rome)
- 10.59 Topical antiseptic in minimizing ocular surface bacterial load before ophthalmic surgery: a randomized controlled trial**
V. Romano (Brescia)
- 11.06 Diagnosis of tumors with oct**
A. Galor (USA)
- 11.13 Discussion**



10.00 - 11.25

ROOM 3

INNOVATIONS 2 - OCULAR SURFACE

PRESIDENTS: *P. Aragona (Messina), M. Dickman (The Netherlands)*

PANEL: *C. Cagini (Perugia), E. Cantera (Rome)*

- 10.00 Ocular inflammatory involvement in VEXAS syndrome: data from the international AIDA network VEXAS syndrome registry**
C. Fabiani, A. Vitale, V. Caggiano, B. Frediani, L. Cantarini, G. M. Tosi (Siena)
- 10.07 Challenges associated with unilateral chemical injury related total limbal stem cell deficiency in a case with macular corneal dystrophy after two failed penetrating keratoplasty**
H. Bin Helayel (Saudi Arabia)
- 10.14 Organoid based disease model for aniridia-associated keratopathy**
S. Güven, A. Can Koç, C. A. Yildirim (Turkey)
- 10.21 Congenital aniridia - clinical data from the Schwiete Center**
N. Szentmary (Germany)
- 10.28 Lacrimal gland organoids from human induced pluripotent stem cells**
C. A. Yildirim, G. Koçak, S. Uyulgan, M. Asal, V. Sari, E. Polatlı, B. Kahveci, E. Nemutlu, G. Karakülah (Turkey), A. Mardinoğlu (UK), S. Güven (Turkey)
- 10.35 Discussion**

- 10.45 Chronic ocular neuropathic pain: a combined topical-systemic therapeutic approach**
E. Aragona (Milan)
- 10.52 The effect of Tyrvaya (varenicline nasal spray) on inflammatory cytokines in the tear film**
M. Macsai (USA)
- 10.59 Multiple-acting tear substitute: effect on conjunctival microvilli**
M. Troisi, S. Del Prete, M. Rinaldi (Naples), S. Troisi (Salerno), D. Marasco, C. Costagliola (Naples)
- 11.06 Liposomal lactoferrin eyedrops: an opportunity for the ocular surface**
D. Ponzin (Mestre, VE)
- 11.13 Discussion**



11.30 - 13.00

ROOM 2

INNOVATIONS 3 - ENDOTHELIAL KERATOPLASTY

PRESIDENT: *M. Terry (USA)*

PANEL: *P. Bunnapradist (Thailandia), S. B. Hannush (USA), N. Pereira (Brazil)*

- 11.30 A phaco DSAEK scare**
L. Real (Ecuador)
- 11.37 Regenerative ophthalmology: opportunities and challenges**
D. Ponzin (Mestre, VE)
- 11.44 Comparison of the clinical outcomes of corneal endothelial transplantation according to the location of IOL**
J. U. Beak, Y. Byun, S. Chung, H. Kim (South Korea)
- 11.51 Clinical outcomes of DSAEK and DMEK in eyes with ahmed glaucoma valve**
Y. Byun, J. U. Beak (South Korea)
- 11.58 Effect of glaucoma tube position on endothelial cell loss**
J. Nussbaumer (USA)
- 12.05 Discussion**
- 12.15 Confocal microscopy in endothelial dysfunctions: in vivo evidence of Dua's layer**
M. Nubile (Chieti), H. S. Dua (UK)
- 12.22 Femto-DLEK with DSAEK or DMEK for bullous keratopathy with posterior stromal scarring**
J. Alió del Barrio (Spain)

- 12.29 Endoglide DMEK in complex eyes**
M. Ang (Singapore)
- 12.36 DMEK in vitrectomized eyes: surgical manoeuvres and review of the literature**
M. Arino-Gutierrez, M. Gessa-Sorroche (Spain)
- 12.43 Results with preloaded endothelial keratoplasty**
W. B. Lee (USA)
- 12.50 Discussion**



11.30 - 13.00

ROOM 3

INNOVATIONS 4 - MISCELLANEOUS**PRESIDENT:** *E. Tu (USA)***PANEL:** *S. Ahmad (UK), S. Mian (USA), J. Rubenstein (USA),*

- 11.30 A case of Mooren's ulcer**
Al. Balestrazzi (Rome)
- 11.37 DSAEK shielding in rosacea related corneal melt**
R. Piscopo (Naples), M. Elalfy, S. Maqsood (UK)
- 11.44 Management of severe exposition and neuropathy keratopathy due to tumor orbital invasion**
M. Gessa-Sorroche, M. Arino-Gutierrez, C. Diaz-Ruiz, L. Lledó-de-Villar, I. Relimpio-Lopez (Spain)
- 11.51 Management of corneal perforation: use and outcomes of corneal patch graft and amniotic membrane transplant**
R. Fasciani, L. Alessandrini, L. Mosca, L. Guccione, S. Bruzzio, S. Rizzo (Rome)
- 11.58 Banana DALK in acute hydrops with peripheral ulcerative keratitis (challenging case management)**
D. Said (UK)
- 12.05 Discussion**
- 12.15 PHMB 0,08% and acanthamoeba keratitis: our experience**
A. Franch, F. Birattari, P. Leon (Venice)
- 12.22 Infections after corneal refractive surgery**
A. Leccisotti (Siena)

13.00 - 13.30

BREAK

12.29 Contact lens drug delivery
J. Ciolino (USA)

12.36 Antibiotic sparing: the role of antiseptic in patient with ocular surface disease
R. Mencucci (Florence)

12.43 Alterations of the ocular surface in Fabry disease
L. D'Andrea, R. Piscopo, M. Troisi, C. Costagliola (Naples)

12.50 Discussion



13.30 - 14.30

ROOM 1

**COMPREHENSIVE COURSE IN
CLINICAL APPLICATIONS OF
ANTERIOR SEGMENT TOMOGRAPHY**

DIRECTOR: *M. Belin (USA)*

TOPICS:

- > *Topography vs tomography*
- > *How elevation differs from curvature*
- > *How elevation is displayed - use of different reference surfaces*
- > *Refractive screening - Belin Ambrosio Display (BAD)*
- > *Clinical examples of BAD display in refractive surgery*

13.00 - 13.30

BREAK

14.30 - 14.45

BREAK

13.30 - 14.30

ROOM 3

MANAGEMENT ALGORITHM OF MICROBIAL KERATITIS

DIRECTOR: *R. Fogla (India)*

PANEL: *H. S. Dua (UK), M. Vanathi (India)*

13.30 Bacterial and parasitic microbial keratitis
H. S. Dua (UK)

13.40 Fungal keratitis
M. Vanathi (India)

13.50 Viral keratitis
M. Vanathi (India)

14.00 Surgical management of microbial keratitis
R. Fogla (India)

14.10 Discussion

14.30 - 14.45

BREAK

13.30 - 14.30

ROOM 4

THE ART OF PUPILLOPLASTY AND IRIS SURGERY, TIPS AND TRICKS

DIRECTOR: *H. Yassin (Egypt)*

PANEL: *R. Sobhi (Egypt)*

13.30 Introduction and plan for surgery
R. Sobhi (Egypt)

13.35 Step by step suturing techniques
H. Yassin (Egypt)

13.45 Iridodialysis repair and pupilloplasty
H. Yassin (Egypt)

13.55 Iris prosthesis
S. B. Hannush (USA)

14.05 Complications
H. Yassin (Egypt)

14.15 Discussion

14.30 - 14.45

BREAK

13.30 - 14.30

ROOM 5

TUMORI DELLA SUPERFICIE OCULARE: UN PERICOLO IN AGGUATO

DIRETTORE: *G. Gabbriellini (Pisa)*

PANEL: *E. Balestrazzi (Rome), F. Cresti (Pisa), F. Genovesi (Pisa)*

- 13.30** **Introduzione ai tumori della superficie oculare**
E. Balestrazzi (Rome)
- 13.40** **Diagnosi e trattamento dei tumori della superficie oculare non pigmentati**
F. Genovesi (Pisa)
- 13.50** **Diagnosi e trattamento dei tumori della superficie oculare pigmentati**
F. Cresti (Pisa)
- 14.00** **Microscopia confocale dei tumori della superficie oculare: approccio istologico “in vivo”**
G. Gabbriellini (Pisa)
- 14.10** **Discussione**

14.30 - 14.45

BREAK

13.30 - 14.30

ROOM 6

CORSO IDEA: IL DOLORE NEUROPATICO OCULARE

DIRETTORE: *G. R. Tedesco (Girifalco, CZ)*

PANEL: *C. Gagliano (Catania), L. Gualdi (Rome), L. Marino (Milan), L. Vigo (Milan)*

- 13.30** **Epidemiologia e eziopatogenesi del dolore neuropatico oculare**
L. Marino (Milan)
- 13.38** **Diagnosi differenziale tra occhio secco e dolore neuropatico oculare**
R. Fasciani (Rome)
- 13.46** **Diagnosi strumentale del dolore neuropatico oculare**
L. Vigo (Milan)
- 13.54** **Terapia locale e sistemica del dolore neuropatico oculare**
C. Gagliano (Catania)
- 14.02** **Prospettive future: possibili trattamenti elettromedicali**
L. Gualdi (Rome)
- 14.10** **Discussione**

14.30 - 14.45

BREAK

14.45 - 16.30

MAIN ROOM

GLAUCOMA AND OCULAR SURFACE & LIVE SURGERY

PRESIDENTS: *M. Figus (Pisa), K. Mansouri (Switzerland)*

PANEL: *L. A. Pinto (Portugal), S. Gandolfi (Parma),
J. Martinez De La Casa (Spain), K. Mercieca (Germany)*



LIVE SURGERY - GLAUCOMA

STREAMING FROM: *University of Pisa*

SURGEONS: *M. Sacchi (Sassari)
G. Caramello (Cuneo)
V. Ramovecchi (San Severino Marche, MC)*

MODERATORS FROM OR: *G. Guidi, C. Posarelli (Pisa)*

- 10' **Adherence and persistence of glaucoma patients with ocular surface disease**
A. Ferreras (Spain)
- 10' **Photophobia and glare: glaucoma or ocular surface disease**
A. Labbé (France)
- 10' **Drops vs SLT: which one is better for my patients**
K. Mansouri (Switzerland)
- 15' **Discussion**

16.30 - 16.45

BREAK

16.45 - 19.00

MAIN ROOM

CASE REPORTS & LIVE SURGERY

PRESIDENTS: *K. A. Colby (USA), R. Mencucci (Florence)*

PANEL: *N. Afshari (USA), E. Tu (USA)*



LIVE SURGERY - DALK

STREAMING FROM: *Clinica degli Occhi Sarnicola (Grosseto) & University of Pisa*

SURGEONS: *V. Sarnicola (Grosseto), L. Mosca (Rome)*

MODERATOR FROM OR: *D. Schiano Lomoriello (Rome),
C. Posarelli (Pisa)*


- FOCUS ON OCULAR SURFACE TUMOR**
- 10' **Controversies in the diagnosis and management of ocular surface tumors**
K. A. Colby (USA)
- 6' **CASE REPORT: a rare presentation of two patients with conjunctival stromal tumors**
O. Alvarez (USA)
- 5' **Discussion**
- FOCUS ON RECURRENT KERATOCONUS**
- 10' **Recurrent keratoconus**
J. Ciolino (USA)
- 6' **CASE REPORT: large manual DALK for post-PK recurrent keratoconus**
E. Sarnicola (Grosseto, Salerno)
- 5' **Discussion**

FOCUS ON DALK

- 10'** **DALK: all the ruptures can be fixed**
C. Sarnicola (Grosseto)
- 6'** **CASE REPORT: management of double chamber after DALK for perforated infectious keratitis**
L. Torquetti, A. Penido (Brazil)
- 5'** **Discussion**

FOCUS ON ATIPICAL INFECTIONS

- 10'** **Atypical keratitis: how to recognize them and to treat them**
E. Tu (USA)
- 6'** **CASE REPORT: a parasite or a cataract complication?**
L. Doss, R. P. Doss, M. E. Sibug Saber (USA)
- 5'** **Discussion**




Night at the Oscars

THURSDAY 27th

Hotel Terme Marine
Leopoldo II
Marina di Grosseto

Bring the ticket with you!

 BUS - A night at the Oscars	1 st run	2 nd run	3 rd run	4 th run
La Principina (Congress venue)	19:15	19:30	19:45	20:00
Terme Leopoldo (Marina di Grosseto)	19:30	19:45	20:00	20:15
TO GO BACK				
Terme Leopoldo (Marina di Grosseto)	22:30	23:00	23:30	23:45
La Principina (Congress venue)	22:45	23:15	23:45	00:00
Grosseto Train Station	23:00	23:30	00:00	00:15

SCIENTIFIC PROGRAM

FRIDAY 28th



English language.
Simultaneous translation English - Italian
available



English language only



Italian language only



ENGLISH LANGUAGE ONLY

08.15 - 09.15

ROOM 1

DMEK FOR BEGINNERS

DIRECTOR: *M. Terry (USA)*

PANEL: *V. Maurino (UK), N. Pereira (Brazil), J. Rubenstein (USA),
M. D. Straiko (USA)*

08.15 **Understanding the basics of DMEK surgery**
M. Terry (USA)

08.25 **Preparation of the DMEK graft**
V. Maurino (UK)

08.35 **Strategies to optimize DMEK**
N. Pereira (Brazil)

08.45 **DMEK in phakic eyes**
J. Rubenstein (USA)

08.55 **Complications of DMEK**
M. D. Straiko (USA)

09.05 **Discussion**

FRIDAY 28th

08.15 - 09.15

ROOM 2

KERATOCONUS

DIRECTOR: *L. Izquierdo (Peru)*

PANEL: *M. A. Henriquez (Peru), M. J. Mannis (USA)*

- 08.15** Definition and diagnosis under challenging cases
M. A. Henriquez (Peru)
- 08.23** Progression, how do I know it?
M. Belin (USA)
- 08.31** Update in corneal CXL 2024
A. M. Roszkowska (Messina)
- 08.39** How to combine therapeutic surgeries with refractive correction in keratoconus
L. Izquierdo (Peru)
- 08.47** Surgical techniques with additional tissue in keratoconus, work?
N. Pereira (Brazil)
- 08.55** Tips for a successful DALK and PK
R. Fogla (India)
- 09.03** Discussion

FRIDAY 28th

08.15 - 09.15

ROOM 3

SURGICAL THERAPY FOR UNRESPONSIVE DANGEROUS KERATITIS: WHY? WHEN? HOW?

DIRECTOR: *V. Sarnicola (Grosseto)*

PANEL: *C. Sarnicola (Grosseto), E. Sarnicola (Grosseto, Salerno)*

- 08.15** Why and when?
V. Sarnicola (Grosseto)
- 08.23** How?
V. Sarnicola (Grosseto)
- 08.30** Therapeutic DALK in acanthamoeba keratitis - clinical cases
E. Sarnicola (Grosseto, Salerno)
- 08.50** Therapeutic DALK in fungal keratitis - clinical cases
E. Sarnicola (Grosseto, Salerno)
- 09.00** Discussion

FRIDAY 28th



08.15 - 09.15

ROOM 4

CURRENT MANAGEMENT OF PRIMARY, RECURRENT AND DOUBLE-HEADED PTERYGIUM**DIRECTOR:** *A. Slomovic (Canada)***PANEL:** *S. Jain (India), A. Montericcio (Trapani)*

- 08.15 Introduction**
A. Slomovic (Canada)
- 08.25 Management of primary pterygium**
A. Montericcio (Trapani)
- 08.40 Management of recurrent pterygium**
S. Jain (India)
- 08.50 Simple limbal epithelial transplantation (S.L.E.T.) for management of recurrent and double-headed pterygium**
A. Slomovic (Canada)
- 09.00 PANEL DISCUSSION:**
complications and management – case presentations

FRIDAY 28th

08.15 - 09.15

ROOM 5

VIDEO CORSO GLAUCOMA: TECNICHE CHIRURGICHE**DIRETTORI:** *A. Rapisarda (Catania), M. Nardi (Pisa)***PANEL:** *S. Baiocchi (Siena), S. Gandolfi (Parma), K. Mercieca (Germany), G. Marchini (Verona)*

- 08.15 MIGS**
A. M. Fea (Turin)
- 08.25 XEN gel**
M. Figus (Pisa)
- 08.35 Preserflo microshunt**
G. Laffi (Bologna)
- 08.45 Tubi drenanti**
F. Oddone (Rome)
- 08.55 Cilioplastica a ultrasuoni**
C. Posarelli (Pisa)
- 09.05 Discussione**

FRIDAY 28th

08.15 - 09.15

ROOM 6

GESTIONE DELLE CONGIUNTIVITI CRONICHE CICATRIZIALI

DIRETTORE: *A. Di Zazzo (Rome)*

PANEL: *S. Barabino (Milan), G. Giannaccare (Cagliari),
V. Romano (Brescia), E. Villani (Milan)*

- 08.15** **Congiuntiviti croniche cicatriziali**
E. Villani (Milan)
- 08.23** **Congiuntiviti allergiche**
G. Giannaccare (Cagliari)
- 08.31** **Gestione medica immunologica delle congiuntiviti croniche**
S. Barabino (Milan)
- 08.39** **Gestione chirurgica delle forme cicatriziali**
A. Di Zazzo (Rome)
- 08.47** **Trapianto di cornea nelle forme infiammatorie croniche e cicatriziali**
V. Romano (Brescia)
- 08.55** **Discussione**

FRIDAY 28th

09.20-10.00

MAIN ROOM

LIVE SURGERY

PRESIDENTS: *W. B. Lee (USA), A. Mularoni (San Marino)*

PANEL: *M. Ang (Singapore), S. Deng (USA), L. Izquierdo (Peru),
M. Terry (USA)*



LIVE SURGERY - DMEK

STREAMING FROM: *Clinica degli Occhi Sarnicola (Grosseto) & University of Pisa*

SURGEONS: *G. Alessio (Bari), E. Pedrotti (Verona)*

MODERATOR FROM OR: *G. Guidi (Pisa),
C. Sarnicola (Grosseto)*

FRIDAY 28th

10.00 - 11.15

MAIN ROOM

MEDAL LECTURE & LIFETIME CAREER ACHIEVEMENT AWARD

MAIN ROOM
FRIDAY 28th
10.00 - 11.15



English language.
Simultaneous translation English - Italian
available

MEDAL LECTURE AND LIFE ACHIEVEMENTS AWARD

FACULTY: *V. Sarnicola (Grosseto), T. Avitabile (Catania), M. Figus (Pisa), A. Romani (Arezzo), An. Balestrazzi (Grosseto)*



MEDAL LECTURE 2024




HARMINDER S. DUA (UK)

- 4' Introduction: *D. Said (UK)*
- 15' Understanding corneal clinical pathology through corneal anatomy - *Harminder S. Dua (UK)*




LIFETIME CAREER ACHIEVEMENT AWARD



EDWARD J. HOLLAND (USA)

- 4' Introduction: *E. Sarnicola (Grosseto, Salerno)*
- 15' Facing the challenges of managing severe ocular surface diseases - *Edward J. Holland (USA)*



MARK J. MANNIS (USA)

- 4' Introduction: *M. Macsai (USA)*
- 15' New approach in the management of ocular surface using electrotherapy - *Mark J. Mannis (USA)*

Honorable Mention

Prof. MARIA GRAZIA CUSI (Siena)

FRIDAY 28th



HARMINDER S. DUA (UK)

Short biography

Harminder Singh Dua, MD

CBE, CMLJ, DL MBBS, DO, DO(London), MS, MNAMS, FRCS(Edinburgh), FEBO, FRCOphth, FRCP(Edinburgh, Hon.), FCOptom.(Hon.), FRCOphth.(Hon.), FAICO (India, Hon.), MD, PhD, is Chair and Professor of Ophthalmology

at the Queens Medical Centre, University of Nottingham since 1994, Consultant Ophthalmologist, Nottingham University Hospitals NHS Trust and Honorary Professor of Università della Svizzera, Lugano, since 2010.

He was made Commander of the most excellent order of the British Empire by Her Majesty Queen Elizabeth II in her 2019 Birthday Honours list and served a full term as the High Sheriff of Nottinghamshire (2021-22). He was recently awarded the NHS Parliamentary Lifetime Achievement award for the Midlands, Commissioned as a Deputy Lieutenant in the Lieutenancy of Nottinghamshire and awarded the high rank of Commander of Merit of the Military and Hospitaller order of Saint Lazarus of Jerusalem.

He was the Master of the Oxford Ophthalmological Congress (2019-2020), President of several international organisations namely, Royal College of Ophthalmologists UK (2011-14), of EuCornea (2011-13), of the European association for vision and eye research (EVER, 2008), and of the EVER Foundation (2010-14 and 2016-2020). He was Editor in chief of the BJO (2007-14) and EuCornea Journal (2015-22).

Among his over 150 awards and accolades are the Rotary Foundation Global Alumni Service to Humanity Award (2013), The Times Higher Education Award 2014 for 'Research project of the year' and the Melvin Jones Fellow (Award) Lions Clubs International Foundation for humanitarian work. He has been endowed with Honorary Fellowships of the Royal College of Ophthalmologists UK, the Royal College of Physicians of Edinburgh, the College of Optometrists UK, and the Collegium of the All India Ophthalmological Society; the highest accolades conferred by the respective Colleges. One eponymous lecture, "The Dua Lecture" Birmingham, and a seminar room in the Nottingham post-graduate centre, "The Dua Room" are named in his honour.

He has supervised 55 PhD/MPhil students, has over 450 peer reviewed publications with over 27500 citations and an H-index of 79. His discovery of the pre-Descemet's layer (Dua's layer) in 2013, in the human cornea has had considerable impact on lamellar corneal surgery and corneal pathology.



EDWARD J. HOLLAND (USA)

Short biography

Edward J. Holland, MD

is the Director of Cornea Services at Cincinnati Eye Institute and Professor of Ophthalmology at the University of Cincinnati. He attended the Loyola-Stritch School of Medicine in Chicago and trained in Ophthalmology at the

University of Minnesota. He completed a fellowship in cornea and external disease at the University of Iowa, and then completed a second fellowship in ocular immunology at the National Eye Institute, National Institutes of Health in Bethesda, Maryland. He returned to serve as Director of Cornea and Refractive Surgery Service at the University of Minnesota. He was promoted to the position of Professor and was granted the Elias Potter Lyon Chair in Ophthalmology. He also served as President of the Minnesota Academy of Ophthalmology. Dr. Holland formerly served as the President for the American Society of Cataract and Refractive Surgery from 2011-2012 and served as the Program Chair for 12 years. Dr. Holland was a former member of the Board of Trustees for the American Academy of Ophthalmology. He has also served on numerous committees and as the Secretariat of the Annual Meeting for the American Academy of Ophthalmology. Dr. Holland has served as the Chair of the Eye Bank Association and was the former Chair of the Medical Advisory Board as well as a longtime member of the Board of Directors. He is the past President of the Cornea Society and previously served many years on its Board of Directors. Dr. Holland has received numerous national and international awards including the Castroviejo Award from the Cornea Society. He has received both the Honor Award, Senior Achievement Award and Life Achievement Honor Award from the American Academy of Ophthalmology. He was awarded the Binkhorst Medal and the Lindstrom Medal by the American Society of Cataract and Refractive Surgery. He was a recipient of the Paton Society Award given by the Eye Bank Association of America. Dr. Holland was awarded the Asian Cornea Foundation Medal of Honor. Dr. Holland has published extensively in both basic and clinical research and is the author of 336 articles in peer review journals. Dr. Holland was the co-principal investigator of the Cornea Donor Study, the largest clinical trial conducted in the field of cornea. He has co-edited five editions of Cornea, the most widely read textbook on corneal disease and surgery.

Dr. Holland serves as an ex officio member of the Holland Foundation for Sight Restoration. This organization's vision is "To ensure those suffering from corneal blindness have access to life-changing treatments and lifetime follow-up care" and its mission is "To establish 'Centers of Excellence' that will provide patient access and sustainability of care for the treatment of corneal blindness."



MARK J. MANNIS (USA)

Short biography

Mark J. Mannis, M.D., F.A.C.S.

is the Fosse Endowed Chair in Vision Science Research, Professor and Chair of the Department of Ophthalmology & Vision Science, and Director of the Ernest E. Tschannen Eye Institute at the University of California, Davis. He also serves as Co-Medical Director of Sierra Donor Services in Sacramento, California. He completed his ophthalmology residency training at Washington University in St. Louis and a fellowship in Cornea and External disease at the University of Iowa. His primary research includes studies in the development of new anti-infective agents, corneal transplantation, visual rehabilitation of patients with corneal disease, and the management of oculodermal disease and diseases of the ocular surface. Clinically, he specializes in corneal surgery and diseases of the external eye. Dr. Mannis is editor/ author of six books: *Cornea* –published by Elsevier--a two volume comprehensive text on the cornea and external eye co-edited with Jay Krachmer and Edward Holland, and cited as one of the 100 most important texts in ophthalmology of the 20th century, currently in its 5th Edition; *Eye and Skin Disease - a text for both ophthalmologists and dermatologists on skin diseases with ocular manifestations*, co-edited with Marian Macsai and Arthur Huntley; *Corneal Transplantation: A History in Profiles* - co-authored and co-edited with Avi Mannis; *Ocular Surface Disease* co-authored with Edward Holland; *Ocular Surface Disease: Cornea, Conjunctiva and Tear Film* co-authored with Edward Holland and W. Barry Lee, and *Contact Lenses in Ophthalmic Practice*, a manual on contact lenses, translated and edited by Dr. Mannis. Dr. Mannis was Editor-in-Chief of the journal *Cornea* and founding editor of *Vision Pan-America: The Pan-American Journal of Ophthalmology*. He has published widely in peer-reviewed journals with over 200 published papers and is a reviewer for the *Archives of Ophthalmology*, *Cornea*, the *American Journal of Ophthalmology*, *Ophthalmology*, and *Cornea and Contact Lenses*. Dr. Mannis is a recipient of the R. Townley Paton Award in eye banking from the Eye Bank Association of America and was a recipient of the Lew Wasserman Award in research from Research to Prevent Blindness, Inc. for his work in the development of antimicrobial peptides in ophthalmology. He has received the Moacyr Alvaro Gold Medal from the Federal University of Sao Paulo for contributions to ophthalmic education in Latin America and has received an honorary doctorate from the University of San Marcos in Lima, Peru. He was the 2014 recipient of the Castroviejo Medal for his lifetime contributions to the subspecialty of cornea and both the Claes Dohlman Award from the Cornea Society and the EnergEyes award from the American Academy of Ophthalmology for his mentorship and teaching accomplishments. He has served as one of the Directors of the American Board of Ophthalmology and is President Emeritus of the Cornea Society as well as the Pan-American Association of Ophthalmology. He conducts a busy referral practice in diseases of the cornea and external eye based at the University of California, Davis.

FRIDAY 28th

11.15 - 12.00

MAIN ROOM

REJECTION ROUNDTABLE

PRESIDENTS: V. Sarnicola (Grosseto), M. Terry (USA)

PANEL: R. Dana (USA), E. J. Holland (USA), M. J. Mannis (USA), V. Perez (USA)

11.15 Therapy and prophylaxis of rejection

E. J. Holland (USA)

11.25 Regulation of immune responses after high risk corneal transplantation

V. Perez (USA)

11.35 Novel neuropeptide based strategies for enhancing transplant outcomes

R. Dana (USA)

11.45 Roundtable questions

V. Sarnicola (Grosseto)

FRIDAY 28th

12.00 - 13.15

MAIN ROOM

TALK SHOW ABOUT CORNEAL ENDOTHELIUM & LIVE SURGERY



LIVE SURGERY - DMEK

STREAMING FROM: *Clinica degli Occhi Sarnicola (Grosseto)*

SURGEON: *V. Maurino (UK)*

MODERATOR FROM OR: *T. Katamish (Egypt),
R. Mencucci (Florence)*

HOST: *K. A. Colby (USA)*

GUESTS: *N. Afshari (USA), D. Dhaliwal (USA), S. B. Hannush
(USA), M. Macsai (USA), A. Slomovic (Canada)*

TOPICS:

1. *Surgical options for endothelial dysfunction*

- DMEK – current state; future advances in the pipeline?
- DSO – current state; status of supplementation with ROCK inhibitors; issues with adoption? Long-term outcomes?
- DSAEK – current state; future advances in the pipeline?

2. *Cultured cells*

- Current state
- Barriers to adoption
- Application in the developing world

3. *Medical therapies in development*

- Current understanding of Fuchs dystrophy pathogenesis
- Current understanding of Fuchs dystrophy genetics
- Gene therapy as a treatment
- Treatment with small molecules/growth factors
- Will patients take a topical therapy long-term to prevent progression of Fuchs?

4. *Future directions: What will we be doing in 10 years?*

S.I.C.S.S.O.

Lunch Courses

13.15 - 14.15

MAIN ROOM

Crosslinking: between EBM and continuous innovation

PRESIDENTS: *Al. Balestrazzi (Rome), L. M. Cavani (Arezzo)*

PANEL: *G. Gabbriellini (Pisa), M. Lanzini (Chieti), A. Moramarco (Bologna)*

13.15 Corneal crosslinking: an evolving technique

M. Lanzini (Chieti)

13.30 My first 10 years with iontophoresis

G. Gabbriellini (Pisa)

13.45 Keratoconus and KERFIDIA project: is it time for HTA?

A. Moramarco (Bologna)

14.00 Discussion

FRIDAY 28th

13.15 - 14.15

ROOM 2

Are you ready for remotely controlled surgery?

DIRECTOR: *V. Sarnicola (Grosseto)*

PANEL: *G. Addabbo (Taranto), G. Alessio (Bari), G. D'Ippolito (Taranto), A. Mularoni (San Marino)*

13.15 4D Suite: automation and remote control

G. D'Ippolito (Taranto)

13.25 Refractive role of epithelium and corneal posterior shape in ectatic cornea

G. Alessio (Bari)

13.35 Customized treatment for ectasia: from Wavefront to Ray-Tracing

A. Mularoni (San Marino)

13.45 Screening for early detection of ectasia

V. Romano (Brescia)

13.55 Benefits, social and healthcare cost savings of the SDTF process

G. Addabbo (Taranto)

14.05 Long term results of Ray-Tracing customized ablation and cross linking for ectasia

L. Landini (Bari)

FRIDAY 28th

14.20 - 15.20

ROOM 1

OCULAR SURFACE STEM CELL TRANSPLANTATION FOR BILATERAL DISEASES: FROM DIAGNOSIS TO TREATMENT

DIRECTOR: *E. J. Holland (USA)*

PANEL: *M. Farid (USA), E. Sarnicola (Grosseto, Salerno)*

- 14.20** **Conjunctival and limbal stem cell deficiency: how to make a diagnosis**
E. Sarnicola (Grosseto, Salerno)
- 14.30** **When to consider OSSTx and the importance of a multidisciplinary team**
M. Farid (USA)
- 14.40** **Ocular surface stem cell transplantation for bilateral disease: techniques and outcomes**
E. J. Holland (USA)
- 15.00** **Cincinnati protocol: how to select the best donor and how to manage systemic immunosuppression**
E. J. Holland (USA)
- 15.10** **Discussion**

15.20 - 15.30

BREAK

14.20 - 15.20

ROOM 2

CHIRURGIA DEL SEGMENTO ANTERIORE: FATTORI CONOSCIUTI E MISCONOSCIUTI

DIRETTORE: *V. Sarnicola (Grosseto)*

PANEL: *V. Orfeo (Naples), I. Paterniti (Messina)*

- 14.20** **La cheratoplastica**
V. Sarnicola (Grosseto)
- 14.35** **La chirurgia della cataratta**
V. Orfeo (Naples)
- 14.50** **L'inflammatione, il comune e importante denominatore da trattare nel modo migliore**
I. Paterniti (Messina)
- 15.05** **Discussione**

15.20 - 15.30

BREAK

14.20 - 15.20

ROOM 3

TEN GOOD REASONS TO IMPLANT CORNEAL RING

DIRECTOR: *A. Mularoni (San Marino)*

PANEL: *R. Barraquer (Spain), R. Fogla (India), L. Torquetti (Brazil)*

14.20 Introduction

A. Mularoni (San Marino)

14.23 How to manage cases with differing astigmatism and coma axes

R. Barraquer (Spain)

14.32 Personal experience with ICR oval section

R. Fogla (India)

14.41 Pachymetry is the key for success

A. Mularoni (San Marino)

14.50 Management of challenging cases

L. Torquetti (Brazil)

14.59 Discussion

FRIDAY 28th

15.20 - 15.30

BREAK

14.20 - 15.20

ROOM 4

WHAT'S NEW IN GLAUCOMA

DIRECTORS: *L. A. Pinto (Portugal), M. Figus (Pisa)*

PANEL: *A. M. Fea (Turin), G. Laffi (Bologna), A. Labbé (France)
A. Ferreras (Spain)*

14.20 Continuous IOP monitoring

K. Mansouri (Switzerland)

14.30 Glaucoma as brain disease

F. Oddone (Rome)

14.40 Ocular drug delivery device

L. A. Pinto (Portugal)

14.50 MIBS: tips and tricks

J. Martinez De La Casa (Spain)

15.00 Reversing the glaucoma management

M. Figus (Pisa)

15.10 Discussion

FRIDAY 28th

15.20 - 15.30

BREAK

14.20-15.20

ROOM 5

LE CHERATITI INFETTIVE: CLINICA, DIAGNOSI E TERAPIA

DIRETTORI: *An. Balestrazzi (Grosseto), A. Malandrini (Siena)*

- | | | | |
|--------------|--|----------|---|
| 14.20 | Cheratite da HSV
<i>G. Giannaccare (Cagliari)</i> | vs
vs | Cheratite da VZV
<i>Al. Balestrazzi (Rome)</i> |
| 14.30 | Cheratite batterica
<i>M. Nubile (Chieti)</i> | vs
vs | Cheratite fungina
<i>V. Romano (Brescia)</i> |
| 14.40 | Cheratite di
"dubbia diagnosi"
<i>R. Fasciani (Rome)</i> | vs
vs | Cheratite
da Acanthamoeba
<i>R. Mencucci (Florence)</i> |
| 14.50 | Cheratite infettiva
<i>A. Malandrini (Siena)</i> | vs
vs | Cheratite non infettiva
<i>L. Mosca (Rome)</i> |
| 15.00 | Chirurgia a caldo
<i>An. Balestrazzi (Grosseto)</i> | vs
vs | Chirurgia programmata
<i>A. Moramarco (Bologna)</i> |
| 15.10 | Discussione | | |

FRIDAY 28th

15.20 - 15.30

BREAK

14.20 - 15.20

ROOM 6

TARGET PRESSURE E RISPETTO DELLA SUPERFICIE OCULARE NEL PAZIENTE GLAUCOMATOSO

DIRETTORE: *G. Giannaccare (Cagliari)*

- 14.20** **Target pressure e terapia medica del paziente glaucomatoso**
F. Oddone (Rome)
- 14.30** **La superficie oculare nel paziente in terapia ipotonizzante**
S. Barabino (Milan)
- 14.40** **Nuovi approcci nella gestione delle disfunzioni della superficie oculare nel paziente con glaucoma**
G. Giannaccare (Cagliari)
- 15.00** **Discussione**

FRIDAY 28th

15.20 - 15.30

BREAK

15.30 - 17.00

MAIN ROOM

GLAUCOMA AND KERATOPLASTY & LIVE SURGERY

PRESIDENTS: *M. Figus (Pisa), S. Gandolfi (Parma), J. Martinez De La Casa (Spain)*

PANEL: *K. Mansouri (Switzerland), G. Marchini (Verona), M. Nardi (Pisa), F. Oddone (Rome)*



LIVE SURGERY - GLAUCOMA

STREAMING FROM: *University of Pisa*

SURGEON: *K. Mercieca (Germany)*

MODERATOR FROM OR: *G. Guidi (Pisa)*

- 10'** **Glaucoma drainage devices in eyes with corneal transplantation**
M. Dickman (The Netherlands)
- 10'** **Endothelial damage after glaucoma surgery and indications for endokeratoplasty**
G. Marchini (Verona)
- 10'** **EK in patients with glaucoma: is DMEK safe?**
M. D. Straiko (USA)
- 10'** **Management of glaucoma associated with Boston keratoprosthesis**
S. Mian (USA)
- 15'** **Discussion**

17.00 - 17.15

BREAK

FRIDAY 28th

17.15 - 18.30

MAIN ROOM

DMEK & LIVE SURGERY

PRESIDENTS: *R. Fogla (India), M. Terry (USA)*

PANEL: *W. B. Lee (USA), A. Mularoni (San Marino), A. Slomovic (Canada), M. D. Straiko (USA)*



LIVE SURGERY - DMEK

STREAMING FROM: *Vancouver (Canada)*

SURGEONS: *G. Moloney (Canada)*

- 10'** **Tips and pearls of successful DMEK in eyes with abnormal anterior segment**
S. Deng (USA)
- 10'** **DMEK and IOLs**
N. Pereira (Brazil)
- 10'** **DMEK in complex cases: ACIOLs, glaucoma, aphakia & aniridia**
A. Vasquez-Perez (UK)
- 10'** **Avoidance and management of intraoperative complications**
S. B. Hannush (USA)
- 15'** **Discussion**

FRIDAY 28th



Social Dinner

S.I.C.S.S.O. 2024



FRIDAY 28th

Castello di Castiglione della Pescaia



S.I.C.S.S.O. Shuttle
leaves at 07:45 p.m. from
La Principina (Congress Venue)
and Hotel Terme Marine Leopoldo II

SCIENTIFIC PROGRAM

SATURDAY 29th



English language.
Simultaneous translation English - Italian
available



English language only



Italian language only



08.15 - 09.25

ROOM 1

INNOVATIONS 5 - KERATOCONUS**PRESIDENTS:** *R. Barraquer (Spain), N. Rosa (Salerno)***PANEL:** *G. Alessio (Bari), M. A. Henriquez (Peru)***08.15 Sequential customized therapeutic keratectomy in patients with a history of radial keratotomy***R. Vinciguerra, P. Vinciguerra, F. Catania (Milan)***08.22 Preliminary results with the first KeraNatural CAIRS done in Italy for the treatment of keratoconus***E. Borasio (Turin)***08.29 Femto assisted keraring implant: a large case series***U. De Sanctis (Turin)***08.36 Keratoplasty Plus (intrastromal keratoplasty with collagen crosslinking)***M. Vanathi (India)***08.43 Theranostic based imaging biomarkers for the real time assessment of efficacy of corneal crosslinking for the treatment of keratoconus***A. M. Roszkowska (Messina, Poland)***08.50 Iontophoresis-CXL for young early keratoconus after epithelium-off CXL in the fellow eye***P. Rosetta (Milan)***08.57 Phase 3 FDA epithelium-on crosslinking trial treating keratoconus on diagnosis in patients 8 - 45 years***M. Belin (USA)***09.04 The presentation and management of an unusual case of congenital corneal opacity that progressed to keratoglobus***G. J. Florakis (USA)***09.11 Discussion**

08.15 - 09.25

ROOM 2

DALK FOR BEGINNERS

DIRECTOR: *V. Sarnicola (Grosseto)*

PANEL: *L. Fontana (Bologna), C. Sarnicola (Grosseto),
E. Sarnicola (Grosseto, Salerno)*

08.15 Big Bubble

C. Sarnicola (Grosseto)

08.28 Manual DALK

E. Sarnicola (Grosseto, Salerno)

08.41 DALK: all the ruptures can be fixed

V. Sarnicola (Grosseto)

08.54 Intraoperative OCT for lamellar surgery

L. Fontana (Bologna)

09.07 Discussion

08.15 - 09.25

ROOM 3

KERATOPROSTHESIS AND ARTIFICIAL CORNEAS IN OCULAR SURFACE DISEASE

DIRECTOR: *J. De La Cruz (USA)*

PANEL: *F. Badalà (Milan), S. B. Hannush (USA)*

08.15 Overview of available or up and coming artificial corneas

J. De La Cruz (USA)

08.25 Patient selection and preoperative considerations

F. Badalà (Milan)

**08.35 Intraoperative considerations and post operative
management**

J. De La Cruz (USA)

08.45 Case examples, what to do and what to avoid

S. B. Hannush (USA)

08.55 Discussion

08.15 - 09.25

ROOM 4

COMPLICANZE DELLA CHIRURGIA DEL GLAUCOMA

DIRETTORE: *A. Romani (Arezzo)*

PANEL: *G. Caramello (Cuneo), M. Figus (Pisa), G. Marchini (Verona), C. Orione (Nizza Monferrato, AT)*

08.15 **Complicanze del Preserflo**
F. Campana (Florence)

08.24 **Complicanze dello Xen**
C. Cagini (Perugia)

08.33 **Complicanze della Ex-press**
M. Nardi (Pisa)

08.42 **Complicanze della trabeculectomia**
A. Romani (Arezzo)

08.51 **Complicanze della mitomicina**
S. Baiocchi (Siena)

09.00 **Discussione**

SATURDAY 29th

08.15 - 09.25

ROOM 5

GESTIONE MULTIDISCIPLINARE DEL PAZIENTE CON DANNO NEURALE MULTIPLO E INTERESSAMENTO OCULARE

DIRETTORE: *P. Fogagnolo (Milan)*

08.15 **Introduzione**
P. Fogagnolo (Milan)

08.24 **Gestione del lagoftalmo**
F. Allevi (Milan)

08.33 **Gestione del deficit facciale**
F. Bolognesi (Bologna)

08.42 **Gestione del deficit trigeminale: neurotizzazione corneale**
P. Fogagnolo (Milan)

08.51 **Gestione della superficie oculare. Cross-face verticale**
G. Giannaccare (Cagliari)

09.00 **Casi clinici**
V. De Ruvo (Forli)

09.06 **Casi clinici**
A. Strianese (Milan)

09.12 **Discussione**

SATURDAY 29th

08.15 - 09.25

ROOM 6

GESTIONE DELLE CAUSTICAZIONI OCULARI: DALL'ACUTO ALLA RIABILITAZIONE

DIRETTORE: *E. Pedrotti (Verona)*

PANEL: *E. Bonacci (Verona), C. Chiarego (Verona), G. Marchini (Verona)*

- 08.15** Gestione della causticazione della superficie oculare: la fase acuta
C. Chiarego (Verona)
- 08.30** Gestione della causticazione della superficie oculare: focus sulle cellule staminali congiuntivali e limbari
C. Pagnacco (Verona)
- 08.45** Gestione della causticazione della superficie oculare: la fase riabilitativa
E. Bonacci (Verona)
- 09.00** Discussione

SATURDAY 29th

09.30 - 10.30

MAIN ROOM

HSV KERATITIS: CHALLENGES IN DIAGNOSIS AND TREATMENT

PRESIDENT: *E. J. Holland (USA)*

PANEL: *M. Farid (USA), S. B. Hannush (USA), L. Izquierdo (Peru), S. Mian (USA)*

- 09.30** Differential diagnosis of corneal dendrites
M. J. Mannis (USA)
- 09.40** Classification of HSV keratitis
M. Nordlund (USA)
- 09.50** Treatment of HSV keratitis
J. Rubenstein (USA)
- 10.00** HSV prevention and prophylaxis
E. Tu (USA)
- 10.10** HSV keratitis common management mistakes
E. J. Holland (USA)
- 10.20** Discussion

SATURDAY 29th

10.30 - 13.15

MAIN ROOM

LECTURES & LIVE PATIENTS EVALUATION

PRESIDENTS: *M. Macsai (USA), R. Mencucci (Florence)*

PANEL: *D. Dhaliwal (USA), L. Fontana (Bologna), J. S. Weiss (USA)*

SLIT LAMP EXAMINER: *E. J. Holland (USA)*



LIVE SURGERY - REMOTELY CONTROLLED PRK

STREAMING FROM: *University of Bari*

SURGEON: *G. Alessio (Bari)*

MODERATOR: *A. Mularoni (San Marino)*

- 10' **Quick and easy way to evaluate dry eye patients**
D. Dhaliwal (USA)
- 10' **Panoramic view to show some corneal opacities**
W. Lisch (Germany), J. S. Weiss (USA)
- 5' **Discussion**
- 12' **Live patient evaluation 1**
Case Presenter: E. Sarnicola (Grosseto, Salerno)
- 10' **Ocular surface reconstruction for the treatment of recurrent symblepharon**
M. Farid (USA)
- 10' **Oculoplastic surgical tip to avoid corneal complications**
W. Lee (USA)
- 5' **Discussion**

- 12' **Live patient evaluation 2**
Case Presenter: C. Sarnicola (Grosseto)
- 10' **Eyelid procedures and cosmetics impact on ocular surface**
N. Budimlija (Ireland)
- 10' **New treatment options for corneal scars**
A. Slomovic (Canada)
- 12' **Live patient evaluation 3**
Case Presenter: E. Ferrini (Pisa)
- 10' **Management of corneal melting**
S. Ahmad (UK)
- 10' **Aniridia with glaucoma: medical and surgical considerations of management and treatment**
B. J. Reiser (USA)
- 5' **Discussion**
- 12' **Live patient evaluation 4**
Case Presenter: E. Sarnicola (Grosseto, Salerno)
- 12' **Live patient evaluation 5**
Case Presenter: R. Mencucci (Florence)

13.15 - 13.30

MAIN ROOM

AWARDS CEREMONY

PRESIDENTS: *V. Sarnicola (Grosseto), M. Figus (Pisa),
A. Romani (Arezzo), An. Balestrazzi (Grosseto)*


AWARD COMMITTEE: *W. Lisch (Germany), F. Passani
(Carrara), D. H. Scorsetti (Argentina),
J. S. Weiss (USA)*

BEST ORAL PRESENTATION

BEST POSTER

MOST ORIGINAL ORAL PRESENTATION

MOST ORIGINAL POSTER



08.15 - 09.25

WET LAB ROOM

COMMON CORNEAL PROCEDURES IN CLINICAL PRACTICE

DIRECTOR: *H. S. Dua (UK)*

08.15 Suturing corneal lacerations
H. S. Dua (UK)

08.30 Corneal gluing hard (cyanoacrylate) and soft (fibrin)
D. Said (UK)

08.45 Management of corneal vessels
H. S. Dua (UK)

09.00 Discussion

POSTERS

Poster Area

Poster presentation is scheduled on **Thursday 27th** from **04:15** p.m. to **04:45** p.m. in the Poster Area

AWARDS COMMITTEE:

W. Lisch (Germany)

L. Menabuoni (Florence)

F. Passani (Carrara)

D. H. Scorsetti (Argentina)









J. S. Weiss (USA)



Candidates for the best poster contest

The Best Poster & Most Original Poster winners will be awarded during the Awards Ceremony in **Main Room** on **Saturday 29th** at **1:15 p.m.**

POSTERS

-  **1 To evaluate the effectiveness of Semifluorinated Alkanes (perfluorohexyloctane) eye drops for the treatment of post cataract surgery dry eye disease**
S. A. Bagaglia (Florence), An. Balestrazzi (Grosseto), E. Cattide (Florence)
-  **2 Corneal dermoid: Its surgical excision**
S. A. Bagaglia (Florence), E. Cattide (Florence)
-  **3 An alternative treatment for a patient with Sjogren's Syndrome and descemetocoele: a case report**
F. Biagini, L. Di Cello, D. Venzano, C. E. Traverso (Genoa)
-  **4 Ocular surface reconstruction after burn injury by sequential simple conjunctival epithelial transplantation and simple limbal epithelial transplantation**
E. Bonacci, E. Pedrotti, C. Pagnacco, G. Marchini (Verona)
-  **5 Mucus fishing syndrome: an underinvestigated pool of research**
E. Chisci, V. Bonfiglio (Palermo)
-  **6 Comparison between dynamic contour tonometry and Goldmann applanation tonometry correcting equations**
F. Cione, M. Di Stasi, C. Sannino, G. La Padula, A. Formicola, M. De Bernardo (Salerno)
-  **7 Remote topography-guided transepithelial photorefractive combined phototherapeutic keratectomy telesurgery in a case of epithelial basement membrane dystrophy**
F. D'Oria, P. Puzo, G. Alessio (Bari)
-  **8 Stress-strain index maps: in-vivo assessment of keratoconus progression**
V. Ferraro (Milan), A. Makarem, A. Elsheikh (UK), E. Braghiroli, P. Vinciguerra, R. Vinciguerra (Milan)

9 Salzmann nodular degeneration following photorefractive keratectomy - case series



P. Genovese, E. Sciascia, M. Sindoni, E. Pastorino, R. Spinella, A. M. Roszkowska (Messina)

10 A rare case of treatment-resistant Rosai-Dorfman disease



J. Greenfield, M. Zein (USA), G. Al Bayyat (Bahrain), A. Galor, S. Dubovy (USA)

11 A case of Belantamab-mafotodin associated corneal damage managed with amniotic membrane eyedrops



D. Luciani, G. M. Tosi, A. Malandrini (Siena)

12 Cornea endothelial cell loss caused by intravitreal therapy



M. Malvasi, E. Trovato Battagliola, S. Compagno, E. Pacella (Rome)

13 A prospective audit on the management of ocular surface disease involving inflammation with a sutureless human amniotic membrane dehydrated matrix using a digital ocular surface disease assessment tool



S. Maqsood, M. Elalfy (UK)

14 Organic lyophilized leaf gel Aloe Vera membrane as a new technology for corneal surface alkali burn in rat model



J. Mejias-Smith (Chile), L. Izquierdo Jr., M. A. Henriquez (Peru)

15 Evaluation of peripapillary retinal nerve fiber layer, macular and peripapillary microvasculature with OCT and OCT-A in eyes with keratoconus



O. Ozlem, C. A. Yildirim (Turkey)

16 Late corneal edema from retained lens fragment in the anterior chamber after phacoemulsification



A. Pagliara, A. Malandrini, G. M. Tosi (Siena)

17 Corneal surface reconstruction in bilateral limbal stem cell deficiency and allogenic consanguineous simple limbal epithelial transplantation (SLET) technique: morphological study through confocal microscopy



C. Pagnacco, E. Bonacci, E. Pedrotti, G. Marchini (Verona)

18 How to prepare a perfect DMEK graft every time



H. Reddy (India)

19 Late onset epithelial ingrowth following LASIK surgery: a case report



H. Reddy (India)

20 Conjunctival resection as an adjuvant treatment for Refractory peripheral ulcerative keratitis: a multidisciplinary approach



H. Reddy (India)

21 Improvement of ocular surface parameters by artificial drops in patients undergoing repeated intravitreal injection procedures: a case control study



C. Senni, E. Aragona, G. M. Modorati, A. D'Arrigo, F. M. Bandello, E. Miserocchi (Milan)

22 Ocular surface signs in mantle cell lymphoma: key to early diagnosis



G. Spadavecchia, V. Carmina, D. Hadjistilianou, C. Fabiani, G. M. Tosi (Siena)

23 Polymicrobial keratitis following myopic photorefractive keratectomy: a case report



A. Tortori, I. Pellistri, R. Frisina (Piacenza)

24 The pitfalls of ocular surface diseases: when allergic symptomatology hides something else



M. Troisi, C. Costagliola (Naples)

25 Refractive surgical correction of keratoconus



F. D'Oria, G. Alessio (Bari), J. L. Aliò, J. Aliò Del Barrio (Spain), C. Mazzotta (Arezzo)



Candidates for **S.I.C.S.S.O. Award Contest**
for ophthalmologists under 40

- 26 Crosslinking: corneal elastic response to thermal stresses**
M. Astori, A. Mazzucco, M. Attaguile, A. Coggiola, E. Rapetti (Alessandria)
- 27 Platelets concentrates, platelets rich fibrin, and corneal regeneration an autologous regenerative approach for corneal impairment. A case series**
H. Aaliouet (Morocco)
- 28 Fuch's endothelial dystrophy classification using an optical coherence tomography combined with Placido disk corneal topography and clinical correlation**
I. Abicca, D. Schiano Lomoriello, L. Contento, A. Boninfante (Rome)
- 29 Use of biological eye drops derived from umbilical cord blood in patients with ocular surface diseases refractory to conventional treatments and platelet lysate**
M. Astori, L. Brusasco, F. Zallio, E. Rapetti (Alessandria)
- 30 Gonococcal keraconjunctivitis: a case report**
A. Franch (Venice)
- 31 Clinical and functional results of combined multistage surgical treatment of pellucid marginal degeneration**
Y. Kalinnikov (Russia), T. H. A. Dinh (Vietnam), S. Kalinnikova, D. Nevrov (Russia)
- 32 Cost drivers of endothelial keratoplasty (EK): a time-driven activity-based costing analysis**
S. Mian (USA)
- 33 Spontaneous non-infective corneal perforation: etiopathology and treatment**
I. Pellistri, A. Tortori, M. F. Giocosa, R. Frisina (Piacenza)
- 34 Novel and prognostic features of AS-OCT**
F. Elzawahry, H. S. Dua, D. Said (UK)
- 35 Puk Mooren**
M. Messina (Perugia)

VIDEOS

The "Best Videos" will be awarded during the event
"Night at the Oscars".

This event will be open to all S.I.C.S.S.O. delegates and will take place on Thursday June 27th at 08:30 p.m. at Hotel Terme Marine Leopoldo II in Marina di Grosseto.



VIDEOS

- 1 Vitreous prolapse during DMEK**
Y. Byun (South Korea)
- 2 DSIK – Donut shaped intrastromal keratoplasty**
S. Coscarelli, L. Torquetti (Brazil)
- 3 Minimising open sky time during penetrating keratoplasty – “Sandwich technique”**
N. Din (UK), M. Bizrah, L. Price (UK)
- 4 Imminent expulsive haemorrhage**
V. Dinu, I. Manea, M. Calancea, M. Călțaru, S. Pleșea (Romania)
- 5 Surfing in darkness**
I. C. Gomez-Suarez, M. I. Maya-Naranjo, J. D. Paulo-Trujillo (Colombia)
- 6 Wedge resection with complete deep auto lamellar dissection in a challenging case of pellucid marginal degeneration**
S. Maqsood, R. Piscopo (Naples), M. Elalfy (UK)
- 7 Autologous serum in-situ fixation of conjunctival autograft in pterygium surgery**
Y. N. Neo, P. Shah, I. Subak-Sharpe (UK)
- 8 Optical triple keratoplasty**
H. Reddy (India)
- 9 Manual DALK made easy**
L. Torquetti, S. Coscarelli (Brazil)
- 10 Intraocular sclerocorneal graft to solve severe scleromalacia**
M. Gessa-Sorroche, M. Arino-Gutierrez, I. Relimpio, A. Garrido (Spain)
- 11 Herpes zoster ocular infections: surgical management in simple and complex cases**
P. Chelini (Lucca)
- 12 Big Bubble DALK: flatten the curve**
L. Real (Ecuador)
- 13 Small-Bubble DALK assisted by femtosecond laser and guided by i-OCT**
M. Arino-Gutierrez (Spain)
- 14 The true cost of iris implantation**
V. Maurino, S. Balal, S. Maqsood (UK)
- 15 Femtosecond laser assisted corneal allogeneic intrastromal ring segments (CAIRS)**
J. Alió del Barrio, K. Nouzovska (Spain)
- 16 Novel surgical technique of fiber free artificial iris and intraocular lens scleral fixation in a post-keratopigmentation patient with traumatic aniridia and luxated IOL**
J. Alió del Barrio, A. Gonzales (Spain)
- 17 DSEK donor preparation using a manual technique**
S. Noguera (Philippines)
- 18 Periphery lamellar sclerokeratoplasty with full-thickness trephination in cornea**
N. Ramón Brim (Argentina)
- 19 Correcting irregular astigmatism by removing old epikeratophakia**
P. Vinciguerra, L. Crepaldi (Milan)
- 20 “L” cut IOL exchange**
P. Vinciguerra, L. Crepaldi (Milan)
- 21 Simultaneous deep anterior lamellar keratoplasty and descemet’s membrane endothelial keratoplasty (SiDaD Procedure)**
K. Necip, S. Ayla, S. Buyukbayran (Turkey)
- 22 How Eye-ronic**
N. Budimlija (Ireland), B. La Hood (Australia)
- 23 Simple limbal epithelial transplantation for recurrent pterygium**
A. Slomovic (Canada), M. Bareket (Spain)
- 24 Passing the gift of light – corneal tissue preparation**
A. Franchi, V. Stockl, C. Palme, B. Steger (Austria)

- 25 Neyeghtmare before christmas**
M. Marullo (Pescara)
- 26 Management of complicated cataract surgery in patient with Chandler syndrome**
S. Ayla, K. Necip (Turkey)
- 27 Optimizing outcomes: preventing OOPS in DMEK**
H. Reddy (India)
- 28 A new corneal stromal melt in the area of the old patch graft in a patient with rheumatoid arthritis**
O. E. Kemer, Y. Asfuroglu (Turkey)
- 29 Cross-linked tectonic lamellar corneal graft to avoid perforation**
I. Sassot Cladera, M. Barbany (Spain), G. Lari (Milan)
- 30 Advanced keratoconus calls for advanced keratoplasty techniques – DALK**
A. Gheorghe, A. M. Argirescu, A. Coleasa, A. Onofrei (Romania)
- 31 Endothelium sparing femtolaser assisted wedge resection plus corneal crosslinking for the treatment of pellucid marginal degeneration**
F. Martini, M. Tavolato (Padua), M. Tsatsos (Greece)
- 32 Eyes of resilience: battling glaucoma and ocular surface diseases**
C. Cartes, F. Otarola (Chile)
- 33 Different types of Big Bubbles in BB DALK**
T. Katamish (Egypt)
- 34 Keratoplasty with peeling off of neovascularized flap in previous DALK S.B.**
G. Caramello (Cuneo)
- 35 Non-penetrating surgery of glaucoma: peeling off of the canal and the juxta-canalicular trabecular meshwork**
G. Caramello (Cuneo)
- 36 DMEK with corneal stromal ‘diaphragm’ support**
O. E. Kemer, E. E. Karaca (Turkey)
- 37 We should never surrender!**
L. Mosca (Rome)
- 38 Pterygium, dislocated IOL and bullous keratopathy**
S. Lippera (Fabriano, AN)
- 39 Big Bubble DALK in keratoconus with INTACS ring segment**
S. Hannush (USA)
- 40 Endothelial keratoplasty combined with IOL exchange with Yamane scleral fixation**
S. Hannush (USA)

SPEAKERS, PANELISTS AND AUTHORS

Aaliouet H. (Morocco)
Abicca I. (Rome)
Addabbo G. (Taranto)
Afshari N. (USA)
Ahmad S. (UK)
Aiello F. (Rome)
Al Bayyat G. (Bahrain)
Alessandrini L. (Rome)
Alessio G. (Bari)
Aliò del Barrio J. (Spain)
Aliò J. L. (Spain)
Allevi F. (Milan)
Alvarez O. (USA)
Ang M. (Singapore)
Aragona E. (Milan)
Aragona P. (Messina)
Arghirescu A. (Romania)
Argirescu A. M. (Romania)
Arino-Gutierrez M. (Spain)
Asal M. (Turkey)
Asfuroglu Y. (Turkey)
Astori M. (Alessandria)
Attaguile M. (Alessandria)
Avitabile T. (Catania)
Ayla S. (Turkey)
Badalà F. (Milan)
Bagaglia S. A. (Florence)
Baiocchi S. (Siena)
Balal S. (UK)
Balestrazzi Al. (Rome)
Balestrazzi An. (Grosseto)
Balestrazzi E. (Rome)
Bandello F. M. (Milan)
Barabino S. (Milan)
Barbany M. (Spain)
Bareket M. (Spain)
Barraquer R. (Spain)
Baruzzo M. (Mestre, VE)
Beak J. (South Korea)
Beak J. U. (South Korea)
Belin M. (USA)
Biagini F. (Genoa)
Bin Helayel H. (Saudi Arabia)
Birattari F. (Venice)
Bizrah M. (UK)
Bolognesi F. (Bologna)
Bonacci E. (Verona)
Bonfiglio V. (Palermo)
Boninfante A. (Rome)
Borasio E. (Turin)
Borzenok S. (Russia)

Braghiroli E. (Milan)
Brusasco L. (Alessandria)
Bruzzo S. (Rome)
Budinlija N. (Ireland)
Bunnapradist P. (Thailandia)
Buyukbayran S. (Turkey)
Buzzone L. (Rome)
Byun Y. (South Korea)
Caggiano V. (Siena)
Cagini C. (Perugia)
Cai Y. (UK)
Calancea M. (Romania)
Călțaru M. (Romania)
Camacho M. (USA)
Campana F. (Florence)
Can Koç A. (Turkey)
Cantarini L. (Siena)
Cantera E. (Rome)
Capuano F. M. (Salerno)
Caramello G. (Cuneo)
Carmina V. (Siena)
Cartes C. (Chile)
Catania F. (Milan)
Cattide E. (Florence)
Cavani L. M. (Arezzo)
Chelini P. (Lucca)
Chierogo C. (Verona)
Chisci E. (Palermo)
Chodos J. (USA)
Chung S. (South Korea)
Cilkova M. (UK)
Ciolino J. (USA)
Cione F. (Salerno)
Coggiola A. (Alessandria)
Cohen A. K. (USA)
Colby K. A. (USA)
Coleasa A. (Romania)
Colonna A. (Casale Monferrato, AL)
Compagno S. (Rome)
Contento L. (Rome)
Coscarelli S. (Brazil)
Costagliola C. (Naples)
Cremonesi P. (Cagliari)
Crepaldi L. (Milan)
Cresti F. (Pisa)
Cusi M. G. (Siena)
Dana R. (USA)
D'Andrea L. (Naples)
D'Arrigo A. (Milan)
De Arrigunaga S. (USA)
De Bernardo M. (Salerno)

De La Cruz J. (USA)
Del Prete S. (Naples)
Deng S. (USA)
De Rossi A. (Verona)
De Rossi G. (Verona)
De Rossi S. (Verona)
De Ruvo V. (Forlì)
De Sanctis U. (Turin)
Dhaliwal D. (USA)
Diaz-Ruiz C. (Spain)
Diaz-Valle D. (Spain)
Di Cello L. (Genoa)
Dickman M. (The Netherlands)
Di Geronimo N. (Bologna)
Di Mola I. (Bologna)
Dinh T. H. A. (Vietnam)
Din N. (UK)
Dinu V. (Romania)
Di Paola I. (Salerno)
D'Ippolito G. (Taranto)
Di Stasi M. (Salerno)
Di Zazzo A. (Rome)
D'Oria F. (Bari)
D'Oria F. (Spain)
Doss L. (USA)
Doss R. P. (USA)
Dua H. S. (UK)
Dubovy S. (USA)
Elalfy M. (UK)
Elsheikh A. (UK)
Elzawahry F. (UK)
Fabiani C. (Siena)
Farid M. (USA)
Fasciani R. (Rome)
Fea A. M. (Turin)
Ferraro V. (Milan)
Ferreras A. (Spain)
Ferrini E. (Pisa)
Figus M. (Pisa)
Fioretto I. (Salerno)
Fioretto M. (Alessandria)
Florakis G. J. (USA)
Fogagnolo P. (Milan)
Fogla R. (India)
Fontana L. (Bologna)
Formicola A. (Salerno)
Franch A. (Venice)
Franchi A. (Austria)
Frediani B. (Siena)
Friehmann A. (USA)
Frisina R. (Piacenza)
Gabbriellini G. (Pisa)
Gagliano C. (Catania)
Galor A. (USA)
Gandolfi S. (Parma)
Gardini L. (Bologna)
Garrido A. (Spain)
Gegundez-Fernandez J. (Spain)
Gelardi M. (Verona)
Genovese P. (Messina)
Genovesi F. (Pisa)
Gessa-Sorroche M. (Spain)
Gheorghe A. (Romania)
Giannaccare G. (Cagliari)
Giocosa M. F. (Piacenza)
Gioia M. (Salerno)
Gomez-Suarez I. C. (Colombia)
Gonzales A. (Spain)
Graziano M. (Salerno)
Greco G. (Siena)
Greenfield J. (USA)
Grendele A. (Bologna)
Grosso A. (Casale Monferrato, AL)
Gualdi L. (Rome)
Guccione L. (Rome)
Guidi G. (Pisa)
Güven S. (Turkey)
Hadjistilianou D. (Siena)
Hannush S. B. (USA)
Henriquez M. A. (Peru)
Holland E. J. (USA)
Izquierdo Jr. L. (Peru)
Izquierdo L. (Peru)
Jain S. (India)
Kahveci B. (Turkey)
Kalinnikova S. (Russia)
Kalinnikov Y. (Russia)
Karaca E. E. (Turkey)
Karakulah G. (Turkey)
Katamish T. (Egypt)
Kemer O. E. (Turkey)
Khubetsova M. (Russia)
Kim H. (South Korea)
Koçak G. (Turkey)
Labbé A. (France)
Laffi G. (Bologna)
La Hood B. (Australia)
Landini L. (Bari) 65
Lanzini M. (Chieti) 64
La Padula G. (Salerno) 89
Lari G. (Milan) 96
Leccisotti A. (Siena) 37
Lee W. (USA)
Lee W. B. (USA)
Leon P. (Venice)
Lipperia S. (Fabriano, AN)
Lisch W. (Germany)
Lixi F. (Cagliari)
LLedó-de-Villar L. (Spain)
Luccarelli S. (Milan)
Luciani D. (Siena)
Macasai M. (USA)
Makarem A. (UK)
Malandrini A. (Siena)
Malvasi M. (Rome)
Manea I. (Romania)
Mannis M. J. (USA)
Mansouri K. (Switzerland)
Maqsood S. (UK)
Marasco D. (Naples)
Marchini G. (Verona)
Mardinoğlu A. (UK)
Marino L. (Milan)
Martinez De La Casa J. (Spain)
Martini F. (Padua)
Marullo M. (Pescara)
Maurino V. (UK)
Maya-Naranjo M. I. (Colombia)
Mazzotta C. (Arezzo)
Mazzucco A. (Alessandria)
Mejias-Smith J. (Chile)
Menabuoni L. (Florence)
Mencucci R. (Florence)
Mendez-Fernandez R. (Spain)
Mercieca K. (Germany)
Messina M. (Perugia)
Mian S. (USA)
Miglietta A. (Verona)
Miserocchi E. (Milan)
Modorati G. M. (Milan)
Moloney G. (Canada)
Montericcio A. (Trapani)
Monterosso C. (Venice)
Moramarco A. (Bologna)
Mosca L. (Rome)
Mularoni A. (San Marino)
Murthy C. (India)
Nardi M. (Pisa)
Necip K. (Turkey)
Nemutlu E. (Turkey)
Neo Y. N. (UK)
Nevrov D. (Russia)
Noguera S. (Philippines)
Nordlund M. (USA)
Nouzovska K. (Spain)
Nubile (Chieti)
Nussbaumer J. (USA)
Oddone F. (Rome)
Onofrei A. (Romania)
Orfeo V. (Naples)
Orione C. (Nizza Monferrato, AT)
Orione M. (Casale Monferrato, AL)
Ostrovsky D. (Russia)
Otarola F. (Chile)
Ozbek Z. (Turkey)
Ozcelik O. (Turkey)
Ozlem O. (Turkey)
Pacella E. (Rome)
Pagliara A. (Siena)
Pagliarulo S. (Salerno)
Pagnacco C. (Verona)
Palme C. (Austria)
Passani F. (Carrara)
Pastorino E. (Messina)
Paterniti I. (Messina)
Paulo-Trujillo J. D. (Colombia)
Pedrotti E. (Verona)
Pellegrino I. (Salerno)
Pellistri I. (Piacenza)
Penido A. (Brazil)
Pensa M. (Avellino)
Pereira N. (Brazil)
Perez V. (USA)
Pinto L. A. (Portugal)
Pintus B. (Cagliari)
Piscopo R. (Naples)
Pleşea S. (Romania)
Polatli E. (Turkey)
Ponzin D. (Mestre, VE)
Posarelli C. (Pisa)
Price L. (UK)
Protti R. (Domodossola)
Puzo P. (Bari)
Ragimova L. (Russia)
Rallis K. (Greece)
Ramón Brim N. (Argentina)
Ramovecchi V. (San Severino Marche, MC)
Ranjitha K. C. (India)
Rapetti E. (Alessandria)
Rapisarda A. (Catania)
Real L. (Ecuador)
Reddy H. (India)
Reiser B. J. (USA)
Relimpio I. (Spain)

Relimpio-Lopez I. (Spain)
Rinaldi M. (Naples)
Rizzo S. (Rome)
Romani A. (Arezzo)
Romano V. (Brescia)
Romualdi G. (Florence)
Rosa N. (Salerno)
Rosetta P. (Milan)
Roszkowska A. M. (Messina, Poland)
Rubenstein J. (USA)
Sacchi M. (Sassari)
Said D. (UK)
Sannino C. (Salerno)
Sari V. (Turkey)
Sarnicola C. (Grosseto)
Sarnicola E. (Grosseto, Salerno)
Sarnicola V. (Grosseto)
Sassot Cladera I. (Spain)
Sbordone S. (Naples)
Schiano Lomoriello D. (Rome)
Sciascia E. (Messina)
Scorsetti D. H. (Argentina)
Senni C. (Milan)
Shah P. (UK)
Sibug Saber M. E. (USA)
Sindoni M. (Messina)
Slomovic A. (Canada)
Sobhi R. (Egypt)
Spadavecchia G. (Siena)
Spinella R. (Messina)
Steger B. (Austria)
Stockl V. (Austria)
Stone D. (USA)
Straiko M. D. (USA)
Strianese A. (Milan)
Subak-Sharpe I. (UK)
Szentmary N. (Germany)
Tavolato M. (Padua)
Tedesco G. R. (Girifalco, CZ)
Terry M. (USA)
Theotoka D. (USA)
Torquetti L. (Brazil)
Tortori A. (Piacenza)
Tosi G. M. (Siena)
Traverso C. E. (Genoa)
Troisi M. (Naples)
Troisi S. (Salerno)
Trovato Battagliola E. (Rome)
Tsatsos M. (Greece)
Tsiogka A. (Greece)
Tsoutsoura S. (Greece)
Tu E. (USA)
Uyulgan S. (Turkey)
Vanathi M. (India)
Vasquez-Perez A. (UK)
Venkatasubramaniam G. (India)
Ventura M. (Verona)
Venzano D. (Genoa)
Vigo L. (Milan)
Villani E. (Milan)
Villarrubia-Cuadrado A. (Spain)
Vinciguerra P. (Milan)
Vinciguerra R. (Milan)
Vitale A. (Siena)
Wall S. (USA)
Weiss J. S. (USA)
Yassin H. (Egypt)
Yildirim C. A. (Turkey)
Zallio F. (Alessandria)
Zein M. (USA)
Zeppa Lucia (Avellino)
Zeppa Lucio (Avellino)





INFO



team
eventi



Organizing Secretariat

Via Massimo D'Azeglio, 23

58100 Grosseto, Italy

Ph: +39 320 8785274

Mail: info@sicssso.org (participants)

Website: www.sicssso.org/2024