

SICSSO XIX

CONGRESS

The International Society of Cornea,
Stem Cells and Ocular Surface



14-16
OCTOBER
2021

BARI - Italy

FINAL
PROGRAM

www.sicssso.org/2021/



SIMULTANEOUS TRANSLATION



WITH THE PATRONAGE OF



Cornea Society

Advancing the frontiers of corneal disease



pancornea
sociedad panamericana de cornea








European Society of Cornea and
Ocular Surface Disease Specialists

PROGRAM
14.10_THURSDAY

PROGRAM
15.10_FRIDAY

PROGRAM
16.10_SATURDAY

SINOTTICA AT A GLANCE

-  - Simultaneous translation Italian-English and English-Italian
-  - Italian language only
-  - English language only
-  - Poster Award contest
-  - Paper Award contest

Traduzione simultanea Inglese - Italiano
Simultaneous translation Italian-English









THURSDAY 14th











FRIDAY 15th

SATURDAY 16th






THURSDAY 14th

	MAIN ROOM 	&	LIVE SURGERY 	ROOM B 	WET LAB ROOM
11.00-13.00	BEST PAPER CONTEST 		•	•	•
13.00-13.30			•	•	•
13.00-13.30	BREAK		•	•	•
13.30-14.00	OPENINGS REMARKS 		•	•	•
14.00-15.00	GLAUCOMA AND OCULAR SURFACE 		DALK G. Alessio (Bari)	•	•
15.00-16.00			GLAUCOMA SURGERY G. Caramello (Cuneo)	•	DALK T. Katamish (Egypt), P. Vinciguerra (Milan)
16.00-16.30	BREAK		•	•	
16.30-17.00	KERATOCONUS 		RING A. Mularoni (San Marino)	PARAINFIAMMAZIONE ED OCCHIO SECCO 	
17.00-17.30			DMEK L. Mosca (Rome)	MALATTIE IMMUNOLOGICHE DELLA CORNEA 	DMEK M. L. Nordlund (USA), S. Sbordone (Naples)
17.30-18.30			C-TEN+CXL P. Puzo (Bari)		

FRIDAY 15th

	MAIN ROOM & LIVE SURGERY 	ROOM B 	WET LAB ROOM
08.45-09.00	INNOVATIONS 	•	•
09.00-10.00		•	•
10.00-10.30	BREAK	•	•
10.30-11.30	ENDOTHELIUM CONTROVERSIES 	DMEK E. Pedrotti (Verona)	DIAGNOSTICA STRUMENTALE 
11.30-12.00		DMEK T. Katamish (Egypt)	•
12.00-12.30		•	•
12.30-13.30	MEDAL LECTURES 	•	•
13.30-13.45	•	•	•
13.45-14.30	CONSENSUS LUNCH:  PROTOCOLLI DI GESTIONE PERI-OPERATORIO	•	•
14.30-14.45		•	•
15.00-16.30	OCULAR SURFACE RECONSTRUCTION 	CLAU V. Sarnicola (Grosseto) ECTROPION W. Lee (USA)	CROSSLINKING 
16.30 -17.00		DWEK/DSO G.Moloney (Canada)	•
17.00 -17.30	BREAK	•	•
17.30-18.30	ACANTHAMOEBA KERATITIS 	•	•
		•	•

SATURDAY 16th

	MAIN ROOM & LIVE SURGERY 	ROOM B 	WET LAB ROOM
08.45-09.00	INNOVATIONS 	•	•
09.00-10.00		•	•
10.00-10.30	KEYNOTES & LIVE PATIENT EVALUATION 	•	•
10.30-11.30		•	•
11.30-12.30	SURGICAL TREATMENT FOR CORNEAL ECTASIA 	DMEK W. B. Lee (USA)	AMNIOTIC MEMBRANE H. Dua (UK)
12.30-13.00		•	•
13.00-13.30	AWARDS CEREMONY	•	•

PLATINUM SPONSOR

:

Alcon

GOLD SPONSORS

ALFA INTES 

 **Allergan.**
an AbbVie company



SILVER SPONSORS

 **PHARMICS**
ECCellenza Italiana in Azione

OFFHEALTH

 **SOFT**

 **fidia**

BRONZE SPONSORS



OTHER SPONSORS



CONGRESS PRESENTATION

Welcome to the **XIX S.I.C.S.S.O** Congress,

the first **“congress in presence”**, during COVID era; an unexpected pandemic that has already caused more than 5 million deaths and an unprecedented economic disaster, changing the lifestyle of the whole world. Congress activities have been hit hard too. They were prohibited for a long time, and afterwards limited by social distancing restrictions, international travel restrictions, as well as a lack of funds as a result of a very serious economic crisis.

However, respecting the anti-COVID regulations, we are excited and proud to welcome you to a **“congress in presence”**, maintaining its international characteristics (**28 international speakers**), **live surgery** sessions, from the **“Policlinico di Bari”** operating rooms, and in **live streaming from Canada**. All modern minimally invasive corneal surgeries will be performed ... DMEK, DSAEK, DALK, ocular surface stem cell transplantation ... etc! Of course there will still be the usual **wetlab using tissues from the eye bank**.

S.I.C.S.S.O. has been the first congress in the world that allowed “ the surgeons learning curve” to “train” on human tissues, destined for disposal. The gem of this congress will be the lecture by [dr. Edward J. Holland](#) reporting the early results of the phase 2 trial of injectable cultured endothelial cells to correct the endothelial dysfunction. We even have two extraordinary medal lectures by 2 American colleagues: [dr. William Barry Lee](#) and [dr. Victor L. Perez](#).

The **“live patient evaluation”** session, **diagnostic sessions, courses** and **round tables** will make this congress as **“UNIQUE”** as it has always been. We really thank all of you for your participation, and we conclude with a thought to all the colleagues who have “fallen on the battlefield” fighting against this terrible pandemic, as true heroes, keep practicing the wonderful job of being a doctor, despite being aware of the risks they were taking. A strong hug to their families.

Happy congress to all.

Vincenzo Sarnicola and Giovanni Alessio

PRESENTAZIONE DEL CONGRESSO

Benvenuti al **XIX Congresso Sicso**,

il primo **congresso in presenza**, in epoca COVID. Un'inaspettata pandemia, che ha già provocato più di 5 milioni di morti ed un disastro economico senza precedenti, cambiando lo stile di vita del mondo intero.

Le attività congressuali sono risultate gravemente colpite, per lunghi periodi proibite, per problemi di assembramento e distanziamento sociale, per difficoltà negli spostamenti, soprattutto internazionali, nonché per la carenza di fondi conseguenti alla gravissima crisi economica.

Siamo comunque emozionati e orgogliosi di accogliervi in un "congresso in presenza", in regola con le norme antiCovid, che conserva le sue caratteristiche internazionali, con **28 speaker internazionali**, con sessioni di **chirurgia in diretta** dalle sale operatorie del **Policlinico di Bari**, ed in **diretta streaming dal Canada** e non se ci sono altri. Tutti gli interventi moderni di chirurgia mininvasiva corneale verranno effettuati con ... DMEK ...DSEK ...DALK... trapianto di limbus ecc!

La consueta attenzione è stata dedicata alla **wetlab su tessuti umani**. S.I.C.S.S.O. è stato il primo congresso al mondo che ha consentito, ai chirurghi in curva di apprendimento, di "allenarsi" su tessuti umani destinati allo smaltimento.

La "perla" di questo congresso sarà la lettura del **Dott. Holland** sui primi risultati di fase 2 nell'utilizzo di cellule endoteliali coltivate per correggere le disfunzioni endoteliali. Abbiamo due medal lecture straordinarie dei colleghi Americani **William Barry Lee e Victor Perez**.

Le sessioni "**visite in diretta dei malati**", **sessioni diagnostiche**, **corsi** e **tavole rotonde** renderanno questo congresso "UNICO" come lo è da sempre.

Vi ringraziamo moltissimo della vostra partecipazione, e concludiamo con un pensiero a tutti i colleghi che sono "caduti sul campo", in questa terribile pandemia, continuando ad esercitare la nostra meravigliosa professione di medico, nonostante la consapevolezza dei rischi che correvano.

Un fortissimo abbraccio ai loro familiari.

Buon congresso a tutti.

Vincenzo Sarnicola e Giovanni Alessio



S.I.C.S.S.O. AWARD FOR OPHTHALMOLOGIST UNDER 40

S.I.C.S.S.O. will assign 4 awards to young ophthalmologists under 40 years old:

- 1) BEST ORAL PRESENTATION
- 2) BEST POSTER
- 3) MOST ORIGINAL ORAL PRESENTATION
- 4) MOST ORIGINAL POSTER

BEST ORAL PRESENTATION:

S.I.C.S.S.O. is pleased to confirm and renew the cooperation with **Moorfields Eye Hospital of London**. A 1 week observership is the award for the best oral presentation. S.I.C.S.S.O. will give a grant of 1000 euros to the winner to support travel and stay expenses.

BEST POSTER:

S.I.C.S.S.O. is pleased to confirm and renew the cooperation with **Instituto Microcirugía Ocular – IMO of Barcelona**. A 1 week observership is the award for the presenter of the best poster. S.I.C.S.S.O. will give a grant of 1000 euros to the winner to support travel and stay expenses.

MOST ORIGINAL ORAL PRESENTATION:

The winner will have the opportunity to be an observer for 1 week at **Clinica degli Occhi Sarnicola of Grosseto (Italy)** to focus on lamellar keratoplasty techniques, and will receive a grant of 500 euros to support travel and accommodation expenses.

MOST ORIGINAL POSTER:

The winner will be awarded with a copy of the **book “Cornea”**, Elsevier.

RULES AND CONDITIONS:

The awards will be assigned by an International Committee. Exposure




in ENGLISH language is required. **Candidates for the awards must be registered at the congress. Candidates for Best Oral Presentation and for Most Original Oral Presentation have to be the presenters. It is not necessary to be the first author.** The presence of the candidate for the Awards is requested during the announcement of the winner, Saturday October 16^h late morning in the Plenary Room. **The absence at the time of the award ceremony will be considered as a waiver of the prize.** The acceptance of speaking at the S.I.C.S.S.O. Congress automatically releases the authorization to share the presentations and/or any teaching material. The collected material will be disclosed on the website of S.I.C.S.S.O. to share scientific knowledge.

All the awards are reserved only to young ophthalmologists under 40 years old.

Download S.I.C.S.S.O. App

App available on Android and Apple iOS





S.I.C.S.S.O. BOARD

Honorary President

Vincenzo Sarnicola

Chief at Clinica degli Occhi Sarnicola

Board 2020/2021



Alessandra Balestrazzi



Luca Buzzonetti



Emilia Cantera



Guido Caramello



Romolo Protti



Maurizio Rolando



Nicola Rosa



Leopoldo Spadea



Paolo Vinciguerra

Senior Board



Giovanni Alessio



Giorgio Marchini



Vincenzo Maurino



Rita Mencucci



Alberto Montericcio



Alessandro Mularoni

Young Delegates



Francesco Aiello



Orsola Caporossi



Eleonora Favuzza



Marco Messina



Matteo Orione



Laura Rania



Domenico Schiano
Lomoriello



Riccardo Vinciguerra



CORNEA TRANSPLANT FOUNDATION

President

Edward J. Holland

*Director of Cornea Services at
Cincinnati Eye Institute*

International Board Members



Rafael Ignacio
Barraquer Compte



Michael W. Belin



Dimitri Dementiev



Rajesh Fogla



Josè L. Guell



Sadeer B. Hannush



Marian S. Macsai



Mark J. Mannis



Victor Perez



Diego Ponzin



Vincenzo Sarnicola



Mark Terry



Elmer Y. Tu

Ambassadors



Merab Dvali



Tarek Katamish



Walter Lisch



Liya Ramzanova

Local Organizers



Prof. Giovanni Alessio
Full Professor of Ophthalmology



Prof. Carlo Sborgia
Full Professor of Ophthalmology

Scientific Secretariat



Caterina Sarnicola



Enrica Sarnicola

Local Faculty



Coordinator
Prof. Francesco Boscia



Antonio Acquaviva



Giuseppe Addabbo



Romolo Fedeli



Cristiana Iaculli



Antonio Laborante



Lucia Lapenna



Giancarlo Macinagrossa



Tommaso
Micelli Ferrari



Vito Montaruli



Vito Primavera



Policlinico di Bari | Ospedale
"Giovanni XXIII"



LIVE SURGERY

Live Surgery sessions will take place in the operating room of **Policlinico di Bari**.

Unità Operativa Complessa di Oculistica.

Direttore: *Prof. Giovanni Alessio*

Piazza Giulio Cesare, 11, 70124 Bari BA



GENERAL INFORMATIONS

Organizing Secretariat & Official Housing Bureau

S.I.C.S.S.O. in cooperation with SANTALUCIA SRL Sezione Eventi e Servizi.
Via Mazzini, 60 – 58100 Grosseto. Italy

Ph: +39 3317073818

E-mail: • info@sicisso.org (partecipanti)
 • foundation@sicisso.org (aziende)

Website: www.sicisso.org/2021

Opening times

Thursday, 14th October	09.30 - 18.30
Friday, 15th October	08.00 - 19.30
Saturday, 16th October	08.00 - 14.00

Congress venue

Hotel Excelsior

Via Giulio Petroni, 15 - 70124 Bari (BA), Italy

How to reach the congress venue

The Hotel Excelsior can be easily reached by walking for those arriving from Bari Centrale train station. The hotel it is just 200 meters far from the entrance of the train station.

The best way to reach the hotel from the airport is by taxi (25€ fixed price - about 25 minutes ride).

By train: Bari Centrale train station is well connected with the most important cities in Italy by high speed trains (Turin, Milan, Bologna, Florence, Rome, Naples). There are two lines available: Trenitalia and Italo.

By plane: *Bari International Airport - Karol Wojtyła*, is connected to over 40 European cities, included Amsterdam, London, Paris, Turin, Milan and Rome. A taxi ride from Bari Airport to the Hotel takes about 25 minutes and costs around 25 €.

By car: Bari Centro is the highway exit, of A14 along Adriatic coast.



Badge and GREENPASS

All participants **must show their personal badge** to have access to the **Congress area**, to the scientific sessions, to the **wet lab sessions** and to **all the other activities** organized by S.I.C.S.S.O.. The QR code on the badge will be necessary to log in in the APP of the meeting. The loss of the badge and the subsequent printing of a new badge will entail the cost of € 50,00.

In order to collect your badge you will be asked to **show your GREENPASS** or, for NON-UE Citizens, a **certificate that proves your vaccination for Covid-19**. Vaccines allowed in Europe are: Astrazeneca, Johnson&Johnson, Moderna and Pfizer.

S.I.C.S.S.O. is committed to the health and well-being of our meeting speakers, attendees, exhibitors, staff and meeting contractors. Therefore, the following policies and procedures are being implemented for XIX S.I.C.S.S.O. Congress:

- Masks will be required while indoors at the convention center.
- Speakers may remove their masks when going on stage to speak.
- There will be hand sanitizer available near the stage stairs so that speakers can sanitize their hands before and after using the podium.
- The microphones and podium will be cleaned at breaks.
- All rooms will be set to allow for more physical distancing and will not be set to full capacity.

Certificate of attendance

The certificate of attendance will be available on the Congress App simply by scanning the QR code affixed to your badge. The secretary staff will be happy to provide assistance.

Insurance

Delegates are advised to take out travel insurance to cover medical expenses, accidents, loss etc, during the meeting. Organizers will not accept any liability for damage, the or loss of any Participant's property in any circumstances.



Photos

Participants are informed that an official congress photographer will take pictures during the congress and the social events. Those images will be used only for purposes linked to the event promotion.

Official languages

The official languages of the congress are English and Italian. Simultaneous translation English-Italian and Italian-English will be available in the main room.

Slide Center

All presentations are centralized. Speakers are invited to upload their presentation at the slide center no later than 3 hours before “show time”. Speakers of the early morning of Friday 15th October and Saturday 16th October are asked to deliver their slides one day in advance.

All presenters that participate to S.I.C.S.S.O meeting agree and consent to record and share presentations and/or presentation materials on the S.I.C.S.S.O meeting website, in order to promote the spread of the scientific knowledge.

Registration fees

Registration for Nurse and Orthoptist: € 50,00*

Resident Registration: € 250,00 + VAT

Ophthalmologist Registration: € 500,00 + VAT

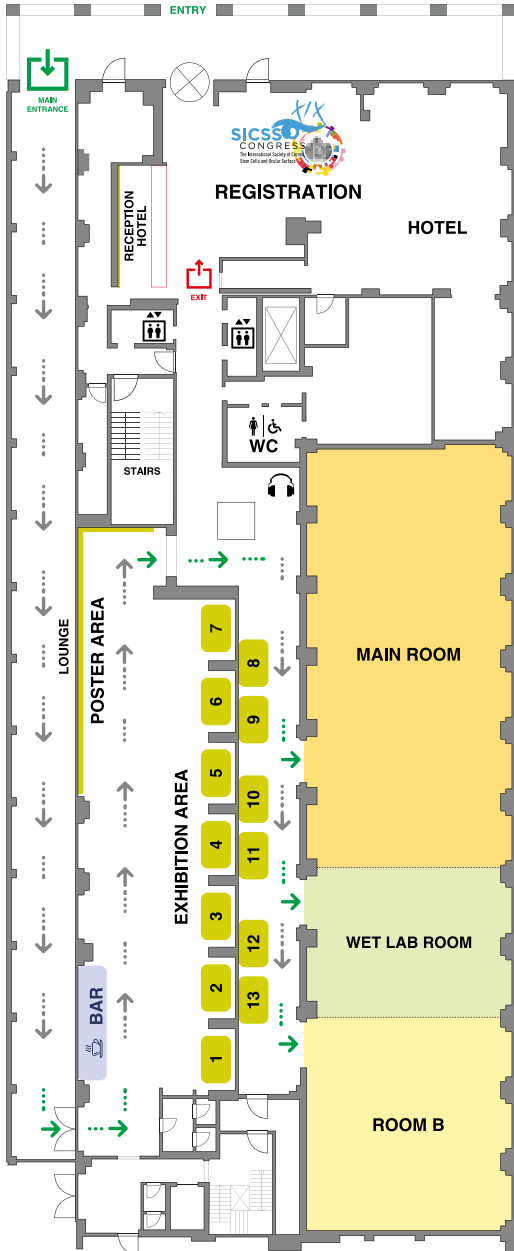
Ticket SICSSO Social Dinner: € 60,00 + VAT

Ticket SICSSO Lunch: € 30,00 + VAT

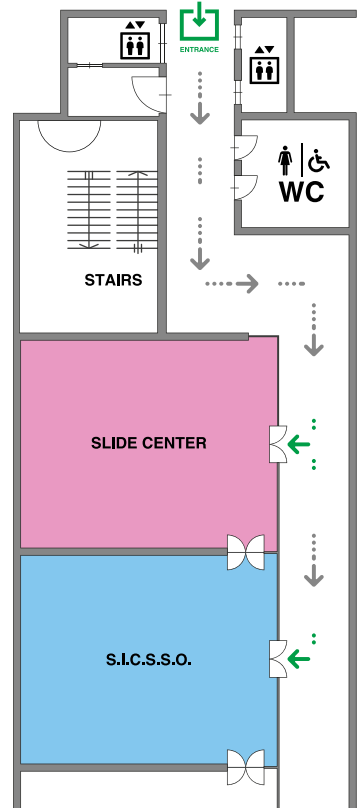
*Prices are VAT excluded (22%)

Due to the Italian Law (L.208/2015) it is forbidden to transfer cash between different subjects for an amount exceeding € 3000,00. Therefore please kindly note that on site payments will only be accepted by credit cards.

GROUND FLOOR



FIRST FLOOR








EXHIBITORS

- 1 IVIS
- 2 NEW TECH
- 3 OFFHEALTH
- 4 ALLERGAN
- 5 SIFI
- 6 ALCON
- 7 ALFA INTES
- 8 BRUSCHETTINI
- 9 SOOFT
- 10 CSO & NIKON
- 11 SANTEN
- 12 BIOTEK
- 13 ZEISS

SCIENTIFIC PROGRAM

Traduzione simultanea Inglese - Italiano
Simultaneous translation Italian-English



-  - Simultaneous translation Italian-English and English-Italian
-  - Italian language only
-  - English language only
-  - Poster Award contest
-  - Paper Award contest

OCTOBER 14th - THURSDAY

MAIN ROOM


Traduzione simultanea Inglese - Italiano
Simultaneous translation Italian-English




11.00 - 13.00: BEST PAPER CONTEST for Ophthalmologists Under 40




AWARDS COMMITTEE: *R. Barraquer (Spain), W. Lisch (Germany), M. L. Nordlund (USA), F. Passani (Carrara, MS), C. Sborgia (Bari)*

11.00  **Neurotrophic keratitis: is corneal neurotization a valid option? – In vivo confocal microscopy and AS-OCT evaluation of 4 patients**


S.A. Bagaglia, P. Gennaro, G. Gabriele, C. Menicacci, C. Mazzotta (Siena)

11.06  **Corneal nerve beadings size detected by in vivo confocal microscopy in uncomplicated type 1 diabetes mellitus: a novel algorithm**

I. Abicca, D. Giannini, F. Bongiorno, M. Rosati, D. Schiano Lomoriello (Rome)

11.12  **Study of corneal thickness changes after intracorneal rings (ICRs) implant in ectatic corneas: results with VTRs variable thickness rings**

M. Mazzoni, E.B. Marcheggiani, F. Gaudenzi, M. Forlini, V. Ravagli, A. Mularoni (Rep. of San Marino)

11.18  **Belantamab-Mafodotin related corneal findings: an ultra structural analysis**

L. Alonzo, M. Cennamo, E. Antonioli, E. Favuzza, A. Morelli, R. Mencucci (Florence)

11.24 **Discussion (9 min)**

11.33  **Corneal graft rejection and vaccines: case reports**

R. Vignapiano, L. Alonzo, M. Cennamo, E. Favuzza, R. Mencucci (Florence)

11.39  **Antiseptics and the ocular surface: the odd couple**

E. Favuzza, E. Landucci, M. Cennamo, A. Morelli, R. Mencucci (Florence)

11.45 Incidence and reasons for intrastromal corneal ring segment explantation in keratoconus patients



F. D'Oria (Bari), J. L. Alió, A. A. Abdelghany, J. Alvarez de Toledo, R. I. Barraquer (Spain)

11.51 Combined umbilical cord patching with amniotic membrane graft for corneal reconstruction



K. El Mowafi, R. Kamel (Egypt)

11.57 Discussion (9 min)

12.06 DALK tricks and tips for the beginners



M. Zagari (Catania), C. Mazzotta (Arezzo-Siena)

12.12 Arcuate keratotomy in keratoconic cornea previously treated with PKP, three excimer laser treatments and toric IOL implantation: is it a good idea?



J. Bonetto, E. Pedrotti (Verona)

12.18 Three-dimensional visualization system: is there space for endothelial lamellar surgery?



A. Morelli, E. Favuzza, M. Cennamo, R. Ferrandina, R. Mencucci (Florence)

12.24 Detection of post laser vision correction ectasia with a new combined biomechanical index: CBILVC



R. Vinciguerra, P. Vinciguerra (Milan), R. Ambrosio (Brazil), C. Roberts (USA), A. Elsheikh (UK), S. Taneri, O. Kermani (Germany), S. Koh (Japan), W. Trattler (USA), D. Kang (Korea), P. Padmanabhan (India), N. Lu (China), F. Hafezi (Switzerland)

12.30 Non-DM stripping DMEK for failed DMEK and failed PK



J. L. Alió del Barrio (Spain)

12.36 Pediatric keratoprosthesis with implementation of a complete conjunctival flap



J. V. Aquavella, F. Khan, M. Bawany, M. Chung (USA)

12.42 Discussion (15 min)

MAIN ROOM



13.30 - 14.00: OPENING REMARKS

From the OR: *G. Alessio, F. Boscia (Bari)*

From the Main Room: *V. Sarnicola (Grosseto), C. Sborgia (Bari)*

S.I.C.S.S.O. BOARD MEMBERS:

*E. Cantera (Rome), G. Marchini (Verona), R. Mencucci (Florence),
A. Montericcio (Trapani), A. Mularoni (Rep. of San Marino), R. Protti
(Domodossola), M. Rolando (Genoa), N. Rosa (Salerno), L. Spadea (Rome),
P. Vinciguerra (Milan)*

MAIN ROOM



14.00 - 16.00: GLAUCOMA AND OCULAR SURFACE

PRESIDENT: *S. Gandolfi (Parma)*

LIVE SURGERY - DALK & GLAUCOMA SURGERY

- **STREAMING FROM:** *Policlinico Universitario (Bari)*
- **SURGEONS:** *G. Alessio (Bari), G. Caramello (Cuneo)*
- **MODERATOR FROM OR:** *F. Boscia (Bari), L. Buzzonetti (Rome)*



10' Ocular surface drug toxicity: symptoms and signs of limbal stem cell deficiency

E. Sarnicola (Livorno)

50' Roundtable discussion

M. Figus (Pisa), S. Gandolfi (Parma), G. Manni (Rome), G. Marchini (Verona)

16.00 - 16.30: BREAK



MAIN ROOM

**16.30 - 18.30: KERATOCONUS****PRESIDENT:** *G. Marchini (Verona)***PANEL:** *R. Barraquer (Spain), C. Mazzotta (Arezzo, Siena), R. Nuijts (Netherlands), P. Rosetta (Milan)***LIVE SURGERY - RING, DMEK, cTEN+CXL****- STREAMING FROM:** *Policlinico Universitario (Bari)***- SURGEONS:** *A. Mularoni (San Marino), L. Mosca (Rome), P. Puzo (Bari)***- MODERATOR FROM OR:** *F. Boscia (Bari), L. Buzzonetti (Rome)***12' Clinical case 1***R. Barraquer (Spain)***12' Clinical case 2***D. Said (UK)***12' Clinical case 3***M. Balidis (Greece)***12' Clinical case 4***P. Rosetta (Milan)***10' Therapeutic approach and keratoconus stage***A. Mularoni (San Marino)*

OCTOBER 14th - THURSDAY
ROOM B

CORSI BASE IN LINGUA ITALIANA

ROOM B
(Italian language only)



16.30 - 17.20: PARAINFIAMMAZIONE E NUOVE PROSPETTIVE NELLA GESTIONE DELL'OCCHIO SECCO

ROOM B
(Italian language only)



PRESIDENT: *M. Rolando (Genoa)*

16.30 Ruolo della para-infiammazione nel dry eye

M. Rolando (Genoa)

16.40 Influenza dello stress ossidativo sul sistema della superficie oculare

G. Giannaccare (Catanzaro)

16.50 Esperienza clinica con una nuova formulazione ad azione sinergica

E. Marziani (Milan)

17.00 Discussione (20 min)

17.30 - 18.30: MALATTIE IMMUNOLOGICHE DELLA CORNEA

ROOM B
(Italian language only)



PRESIDENT: *M. Rolando (Genoa)*

PANEL: *C. Iaculli (Foggia), L. Menabuoni (Florence)*

17.30 Pemfigoide oculare

C. Sarnicola (Turin)

17.39 Sindrome di Steven Johnson

P. Rubino (Parma)

17.48 GVHD oculare

M. Messina (Perugia)

17.57 Ulcere marginali periferiche

R. Mencucci (Florence)

18.06 Rosacea oculare

M. Rolando (Genoa)

18.15 Discussione (15 min)

OCTOBER 15th - FRIDAY
MAIN ROOM

Traduzione simultanea Inglese - Italiano
Simultaneous translation Italian-English



MAIN ROOM
(Simultaneous translation)**08.45 - 10.00: INNOVATIONS****PRESIDENT:** *A. Scialdone (Milan)***PANEL:** *C. Cagini (Perugia), A. Laborante (San Giovanni Rotondo), W. Lisch (Germany)***08.45** **Transepithelial corneal collagen crosslinking by iontophoresis for the management of infectious keratitis***L. Lapenna (Bari), E. Albè (Milan), A. Acquaviva (Bari)***08.52** **Register-based epidemiological data of keratoconus from the Rome Eye Hospital***Al. Balestrazzi (Rome)***08.59** **Corneal posterior surface contribution in combined CXL & Laser regularization for ectatic diseases***G. Alessio (Bari)***09.06** **Discussion (12 min)****09.18** **Evaporative dry eye and post cataract discomfort***P. Fogagnolo (Milan)***09.25** **A “strange” DSAEK***M. Fioretto, A. Colonna, A. Grosso, L. Landi, M. Marengo, M. Orione, D. Rolle, I. Scatassi, R. Tartaro (Casale Monferrato, AL)***09.32** **Graft detachment after Descemet’s stripping automated endothelial keratoplasty in bullous keratopathy and Fuchs dystrophy***N. Cardascia, V. Pastore, R. Favale, G. La Tegola, G. Alessio (Bari)***09.39** **A comparative confocal microscopy study: DSAEK versus DMEK***D. Schiano Lomoriello, I. Abicca, V. Bono, D. Giannini, R. A. Colabelli, Gisoldi, N. Boni, C. Komaiha, A. Pocobelli (Rome)***09.46** **Discussion (14 min)****10.00-10.30: BREAK**

10.30 - 12.30: ENDOTHELIUM CONTROVERSIES

MAIN ROOM



PRESIDENT: *V. Sarnicola (Grosseto)*

LIVE SURGERY - DMEK

- **STREAMING FROM:** *Policlinico Universitario (Bari);*
- **SURGEONS:** *T. Katamish (Egypt), E. Pedrotti (Verona)*
- **MODERATOR FROM OR:** *F. Boscia (Bari), R. Protti (Domodossola)*



15' MAIN LECTURE: Endothelium: what do we know today and where are we aheded

E. J. Holland (USA)

45' ROUNDTABLE DISCUSSION:

E. J. Holland (USA), M. L. Nordlund (USA), R. Nuijts (Netherlands), W. B. Lee (USA) D. Ponzin (Mestre, Ve)

- *Expanded cells, DSO/DWEK, DMEK, DSAEK: indications and surgical timing*
- *Rock inhibitors: when and how*
- *DMEK and DSAEK donor characteristics*
- *DMEK technique: endo-in or endo-out graft?*
- *DMEK injectors*

MAIN ROOM



12.30 - 13.30: MEDAL LECTURES

PRESIDENTS: *G. Alessio (Bari), F. Boscia (Bari), E. J. Holland (USA), V. Sarnicola (Grosseto), C. Sborgia (Bari)*

MEDAL LECTURE: V. PEREZ (USA)

3' PRESENTER: T. Kim (USA)

15' Management of high risk corneal transplants: beyond surgery and blood vessels

MEDAL LECTURE: W. B. LEE (USA)

3' PRESENTER: E. Y. Tu (USA)

15' Update on interface fungal infections in lamellar surgery



S.I.C.S.S.O. CAREER AWARDS

Committee: *Giovanni Alessio, Francesco Boscia (Bari), Vincenzo Sarnicola (Grosseto)*

Prof. Giovanni Calabria (Genoa)

Prof. Severino Santoro (Bari)

Prof. Carlo Sborgia (Bari)





VICTOR L. PEREZ (USA)



Medal Lecture 2021

Victor L. Perez, MD, was recruited to Duke University School of Medicine in 2017, as Professor of Ophthalmology, to lead the development of the unique Foster Center for Ocular Immunology. He is an established clinician-scientist investigator in the field of immunology, transplantation and ocular surface diseases. He has been supported by the National Eye Institute for the last 16 years to develop a translational program in Ocular Immunity and Transplantation. Dr. Perez is the Stephen and Frances Foster Distinguished Endowed Chair in Ocular Immunology and Director of the established Foster Center at Duke Eye Center in a translational clinical practice. Dr. Perez's laboratory focuses primarily on researching immunology of corneal transplantation, inflammatory dry eye in ocular GVHD. The lab uses a mouse model of corneal transplantation and Ocular GVHD that allows for translational research relevant to patients with PK and inflammatory dry eye. One of the most innovative aspects of this program is the multidisciplinary team: scientists from the ophthalmology, basic immunology, and oncology, rheumatology and solid organ transplantation units.



WILLIAM BARRY LEE (USA)



Medal Lecture 2021

W. Barry Lee, MD, FACS has practiced as a cornea and refractive specialist for 19 years as a partner at Eye Consultants of Atlanta, affiliated with Piedmont Healthcare Atlanta, the largest private healthcare system in the Southeast US. He completed medical school and residency at the University of Kentucky Medical Center in Lexington, Kentucky and fellowship in cornea & refractive surgery at UC Davis Medical Center in Sacramento, California. He serves on the cornea clinical committee of ASCRS, Board of Directors for the Cornea Society, past President of the Georgia Society of Ophthalmology, and Medical Director of the Georgia Eye Bank for 13 years. He is the 2018 recipient of the R. Townley Paton Award from the Eye Bank Association of America, recipient of the Senior Achievement Award from the American Academy of Ophthalmology and is president elect of the Cornea Society. He is co-author of the textbook, *Ocular Surface Disease: Cornea, Conjunctiva & Tear Film* with Ed Holland and Mark Mannis.



LUNCH

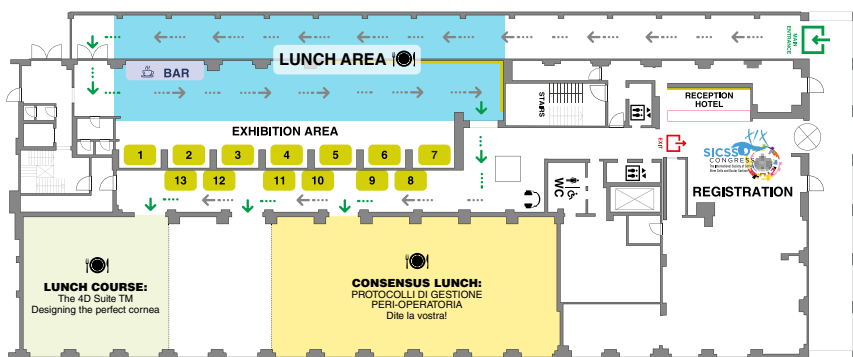
13.45 - 14.45: CONSENSUS LUNCH: PROTOCOLLI DI GESTIONE PERI-OPERATORIA - Dite la vostra!

MAIN ROOM
(Italian language only)



- 13.45** Integrità della superficie oculare: primo meccanismo di difesa
L. Spadea (Rome)
- 14.00** Le ragioni, le evidenze e le controversie della profilassi antibiotica
V. Orfeo (Naples)
- 14.15** Combinazione (antibiotico più steroide): sempre la migliore opzione?
R. Mencucci (Florence)
- 14.30** Discussione (20 min)

13.30-15.00: LUNCH IN THE EXHIBITION AREA



GROUND FLOOR

13.30 - 14.30: LUNCH COURSE:
The 4D Suite™ - Designing the perfect cornea

ROOM B



-
- 13.30** **The Ray-Tracing to define the ideal corneal shape in complex cases**
G. D'Ippolito (Taranto)
- 13.40** **Customized corneal remodelling and crosslinking combined technique for pellucid treatments**
V. Sarnicola (Grosseto)
- 13.50** **Customized corneal remodelling and crosslinking combined technique for keratoconus treatments**
G. Alessio (Bari)
- 14.00** **Customized corneal remodelling for irregular complex stable corneas**
A. Mularoni (San Marino)
- 14.10** **Customized corneal remodelling and crosslinking combined technique in pediatric cases**
L. Buzzonetti (Rome)
- 14.20** **Minimization of the haze risk in combined technique treatments**
C. Mazzotta (Arezzo - Siena)

15.00 - 17.00: OCULAR SURFACE RECONSTRUCTION & LIVE SURGERY

MAIN ROOM



PRESIDENT: *M. Rolando (Genoa)*

PANEL: *C. Orione (Casale Monferrato), P. Nucci (Milan)*

LIVE SURGERY - LIVE EVALUATION OF ACTIVE SEVERE ALCALI BURN & OCULOPLASTY & DWEK

- **STREAMING FROM:** *Policlinico Universitario (Bari), Canada*
- **SURGEONS:** *V. Sarnicola (Grosseto), W. Lee (USA), G. Moloney (Canada)*
- **MODERATOR FROM OR:** *F. Boscia (Bari), G. Lanza (Piombino, LI)*



10' Conjunctival limbal autograft (CLAU)

M. L. Nordlund (USA)

10' Living related conjunctival limbal allograft (lr-CLAL) vs. keratolimbal allograft (KLAL)

E. J. Holland (USA)

10' Simple limbal epithelial transplantation (SLET)

E. Pedrotti (Verona)

10' Amnion assisted conjunctival epithelial redirection in ocular surface reconstruction

H. Dua (UK)

10' Current status of keratoprosthesis (autologous vs homologous supported)

R. Barraquer (Spain)

17.00-17.30: BREAK



17.30 - 18.30: ACANTHAMOEBA KERATITIS

MAIN ROOM



PRESIDENT: *R. Mencucci (Florence)*

PANEL: *C. Cagini (Perugia), H. Dua (UK), A. Montericcio (Trapani),
D. Ponzin (Mestre, VE)*

10' Clinical features & diagnoses

E. Y. Tu (USA)

10' Medical therapy

E. J. Holland (USA)

10' Therapeutic keratoplasty

V. Sarnicola (Grosseto)

10' Challenging cases

E. Pedrotti (Verona)

10' Challenging cases

E. Y. Tu (USA)

10' Discussion

OCTOBER 15th - FRIDAY

ROOM B

CORSI BASE IN LINGUA ITALIANA

ROOM B
(Italian language only)



ROOM B
(Italian language only)**09.00 - 10.00: CHERATITE ERPETICA****PRESIDENT:** *R. Mencucci (Florence)***PANEL:** *A. Acquaviva (Bari), G. Addabo (Taranto), T. Micelli Ferrari (Bari)***09.00 Classificazione della cheratite erpetica***G. Marchini (Verona)***09.10 HSV e comorbidità***M. Rolando (Genoa)***09.20 HSV e cheratoplastica***C. Sarnicola (Arezzo)***09.30 I 10 errori più comuni nel trattamento della cheratite erpetica***E. Sarnicola (Livorno)***09.40 Clinical cases***A. Mularoni (San Marino)***09.50 Discussione (10 min)**ROOM B
(Italian language only)**10.30 - 11.30: DIAGNOSTICA STRUMENTALE****PRESIDENT:** *A. Mularoni (San Marino)***PANEL:** *E. Cantera (Rome), V. Montaruli (Barletta), N. Rosa (Salerno)***10.30 Nuovi orizzonti nell'OCT del segmento anteriore***P. Rosetta (Milan)***10.40 Non è sempre cheratocono: diagnosi differenziali delle malattie ectatiche***A. Mularoni (San Marino)***10.50 Biomeccanica corneale***P. Vinciguerra (Milan)***11.00 Confocale e infezioni***E. Favuzza (Florence)***11.10 La biometria post trapianto***B. Battaglia (Milan)***11.20 Discussione (10 min)**

ROOM B
(Italian language only)



15.00 - 16.30: CROSSLINKING

PRESIDENTS: *C. Mazzotta (Arezzo, Siena), L. Spadea (Rome)*

15.00 Crosslinking in età pediatrica

L. Buzzonetti (Rome)

15.10 Indicazioni terapeutiche nel Cheratocono

P. Rosetta (Milan)

15.20 Protocolli epi-off standardizzati a fluenza costante e variabile

C. Mazzotta (Arezzo, Siena)

15.30 Crosslinking plus regolarizzazione laser: principi, indicazioni e risultati

G. Alessio (Bari)

15.40 Iontoforesi classica: up to date

P. Vinciguerra (Milan)

15.50 Iontoforesi plus

C. Mazzotta (Arezzo, Siena)

16.00 Timing e valutazione della risposta al crosslinking

R. Vinciguerra (Milan)

16.10 Discussione (20 min)

**17.30 - 18.30: CHERATOPLASTICA
ENDOTELIALE****ROOM B**
(Italian language only)**PRESIDENT:** *G. Alessio (Bari)***PANEL:** *G. Caramello (Cuneo), S. Lippera (Fabriano, AN), R. Protti (Domodossola)***17.30 DSAEK vs. DMEK***D. Venzano (Genoa)***17.40 DSAEK: tecnica chirurgica passo dopo passo***C. Macaluso (Parma)***17.50 DMEK: tecnica chirurgica passo dopo passo***L. Mosca (Rome)***18.00 Gestione del post-operatorio: quando fare il re-bubbling?***F. Aiello (Rome)***18.10 Discussione (20 min)**

OCTOBER 16th - SATURDAY

MAIN ROOM

Traduzione simultanea Inglese - Italiano
Simultaneous translation Italian-English



08.45 - 10.00: INNOVATIONS

MAIN ROOM

**PRESIDENTS:** *F. Boscia (Bari), F. Montrone (Bari)***PANEL:** *L. Buzzonetti (Rome), V. Russo (Foggia)*

- 08.45 Descemet stripping automated endothelial keratoplasty (DSAEK) versus penetrating keratoplasty (PK) in combined procedures performed after complicated cataract**
O. Moraru, C. Moraru (Romania)
- 08.52 A novel simple technique to mark the donor cornea in penetrating keratoplasty (PK) in order to highlight the correct places of the first four cardinal sutures**
C. Moraru, O. Muraru (Romania)
- 08.59 DALK: management of big bubble type 3**
G. Caramello (Cuneo)
- 09.06 The refractive power of the epithelium**
A. Mularoni (San Marino)
- 09.13 Discussion (13 min)**
- 09.26 Femto-DLEK with DSAEK or DMEK for bullous keratopathy with posterior stromal scarring**
J. L. Alió del Barrio (Spain)
- 09.33 Allogeneic umbilical cord blood serum eye drops for severe dry eye italian patients**
M. R. Astori, L. Brusasco, L. Mazzucco, F. Zallio, E. Rapetti (Alessandria)
- 09.40 LECTURE: The story of three new corneal dystropies**
W. Lisch (Germany)
- 09.50 Discussion (10 min)**

10.00 - 11.30: KEYNOTES & LIVE PATIENT EVALUATION



PRESIDENT: *R. Mencucci (Florence)*

PANEL: *M. L. Nordlund (USA), V. Sarnicola (Grosseto), E. Y. Tu (USA)*

SLIT LAMP EXAMINER: *E. J. Holland (USA)*

15' Live patient evaluation: case 1

Case presenter: M. G. La Tegola (Bari)

10' DMEK vs ultrathin DSAEK: a multicenter randomized controlled clinical trial

R. Nuijts (The Netherlands)

10' Banking DSAEK and DMEK: state of the art

D. Ponzin (Mestre, VE)

15' Live patient evaluation: case 2

Case presenter: M. G. La Tegola (Bari)

10' Oculoplastic surgery for the anterior segment surgeon

W. Lee (USA)

10' Descemet's membrane detachment - new perspectives

H. Dua (UK)

15' Live patient evaluation: case 3

Case presenter: M. G. La Tegola (Bari)

11.30 - 13.00: SURGICAL TREATMENT FOR CORNEAL ECTASIA

MAIN ROOM

**PRESIDENT:** *G. Alessio (Bari)***PANEL:** *R. Barraquer (Spain), M. Fioretto (Casale Monferrato, AL), R. M. Nuijts (The Netherlands)***LIVE SURGERY - DMEK**

- **STREAMING FROM:** *Policlinico Universitario (Bari)*
- **SURGEON:** *W. B. Lee (USA)*
- **MODERATOR FROM OR:** *F. Boscia (Bari), A. Balestrazzi (Rome)*

**10' Intrastromal corneal ring***A. Mularoni (San Marino)***10' DALK surgical anatomy and appropriate acronyms***V. Sarnicola (Grosseto)***10' DALK techniques: big bubble vs. manual dissection***T. Katamish (Egypt)***10' Management of DALK intraoperative complications***C. Sarnicola (Arezzo)*

13.00 -13.30: AWARD CEREMONY

MAIN ROOM



AWARDS COMMITTEE: *G. Alessio (Bari), F. Boscia (Bari), R. Barraquer (Spain), W. Lisch (Germany), M. L. Nordlund (USA), F. Passani (Carrara, MS), V. Sarnicola (Grosseto), C. Sborgia (Bari)*



BEST ORAL PRESENTATION
BEST POSTER
MOST ORIGINAL ORAL PRESENTATION
MOST ORIGINAL POSTER
BEST VIDEO



CLINICA
SARNICOLA

IMD
Istituto di
Medicina
oculare

Moorfields
Eye Hospital
NHS
NHS Foundation Trust

OCTOBER 16th - SATURDAY
ROOM B

CORSI BASE IN LINGUA ITALIANA

ROOM B
(Italian language only)



ROOM B
(Italian language only)**09.00 - 10.00: ULCERA CORNEALE**

PRESIDENT: *L. Menabuoni (Florence)***PANEL:** *V. Primavera (Altamura, BA), R. Protti (Domodossola), A. Scialdone (Milan)***09.00** **Perchè viene un'ulcera***M. Rolando (Genoa)***09.10** **Come si visita un'ulcera***E. Sarnicola (Turin)***09.20** **Ulcera che non guarisce***R. Mencucci (Florence)***09.30** **Casi clinici***R. Fasciani (Rome)***09.40** **Casi clinici***L. Mosca (Rome)***09.50** **Discussione (10 min)**

**10.00 - 11.30: DALK**

PRESIDENT: *L. Buzzonetti (Rome)*

PANEL: *R. Fedeli (Tricase, LE), G. Macinagrossa (Terlizzi, BA)*

10.00 **Algoritmo chirurgico**

D. Schiano Lomoriello (Rome)

10.10 **Strumenti chirurgici, quali e quando?**

R. Protti (Domodossola)

10.20 **Big Bubble & Air Visco Bubble**

S. Sbordone (Naples)

10.30 **La cheratoplastica lamellare a fungo femtolaser assistita**

C. Cagini (Perugia)

10.40 **DALK manuale**

G. Caramello (Cuneo)

10.50 **DALK su DALK**

U. De Sanctis (Turin)

11.00 **Discussione (30 min)**

POSTER



Poster presentation is scheduled on **Thursday 14th October, from 16.30 to 17.15**






Poster authors are kindly requested to be next to their poster in order to answer to possible questions.

AWARDS COMMITTEE: *F. Passani (Carrara), W. Lisch (Germany), C. Sborgia (Bari)*



Candidates for the best poster contest

POSTERS

- 1) **Central cornea regularization and collagen cross-linking in keratoconus treatment**
 *E. Tonti (Turin), R. Napolitano (Rome), F. Cifariello (Campobasso)*
- 2) **Scleral lenses treatment in severe ocular surface diseases**
 *M. Mazzoni, E. B. Marcheggiani, L. Rania, A. Mularoni (San Marino)*
- 3) **Punctiform and polychromatic pre-Descemet corneal dystrophy**
 *J. L. Alió del Barrio (Spain)*
- 4) **Fish eye disease management**
 *M. Branchetti, F. Franco, L. Vicchio, P. Grasso Cannizzo (Florence)*
- 5) **Topographic maps and IVCN images of patients treated with Belantamab for multiple myeloma**
 *C. Mularoni (Milan), L. Rania (San Marino), A. Brancaleoni (Riccione), A. Mercanti (Riccione), A. Mularoni (San Marino)*
- 6) **Integrated multimodal objective tear film metrology**
 *J. V. Aquavella, J. Zavislan, G. Yoon (USA)*
- 7) **Topography-guided trans-PRK to correct long term effects of radial keratotomy**
S. Giugno, V. Occhipinti (Niscemi, CL)
- 8) **In vitro evaluation of cell viability dependence on time exposition to visible light**
G. Greco, S. Lamponi, A. Magnani, C. Rossi (Siena)



Candidates for S.I.C.S.S.O. Award Contest
 for ophthalmologists under 40

WET LABs

Platinum sponsor:

Alcon

WET LABS COURSES

DIRECTOR: *A. Ruzza (Mestre, VE)*



Thursday 15.00 - 16.30 DALK

Teachers: T. Katamish (Egypt), P. Vinciguerra (Milan)

Thursday 17.00 - 18.30 DMEK

Teachers: M. L. Nordlund (USA), S. Sbordone (Naples)

Friday 10.30 - 12.00 DALK

Teachers: G. Caramello (Cuneo), D. Schiano Lomoriello (Rome)

Friday 15.00 - 16.30 DMEK

Teachers: W. B. Lee (USA), D. Venzano (Genoa)

Friday 17.30 - 18.30 PRE-LOADED DMEK

Teacher: T. Katamish (Egypt)

FREE
TRIAL

SPONSORED BY

Geuder[®]
Precision made in Germany

Saturday 09.00 - 10.30 DSAEK

Teachers: C. Macaluso (Parma), U. De Sanctis (Turin)

Saturday 11.30 - 12.30 AMNIOTIC MEMBRANE & SUTURING TECHNIQUES

Teachers: H. Dua (UK), D. Said (UK), M. Messina (Perugia)

supported by:



SPEAKERS, PANELISTS and AUTHORS

- S. A. Bagaglia (Siena)*
A. A. Abdelghany (Spain)
I. Abicca (Rome)
A. Acquaviva (Bari)
G. Addabbo (Taranto)
F. Aiello (Rome)
E. Albè (Milan)
G. Alessio (Bari)
J. L. Alió (Spain)
L. Alonzo (Florence)
J. Alvarez de Toledo (Spain)
R. Ambrosio (Brazil)
E. Antonioli (Florence)
J. V. Aquavella (USA)
M. Astori (Alessandria)
A. Balestrazzi (Rome)
M. Balidis (Greece)
R. Barraquer (Spain)
B. Battaglia (Milan)
M. Bawany (USA)
J. Bonetto (Verona)
F. Bongiorno (Rome)
N. Boni (Rome)
V. Bono (Rome)
F. Boscia (Bari)
A. Brancaleoni (Riccione)
M. Branchetti (Florence)
C. Cagini (Perugia)
E. Cantera (Rome)
G. Caramello (Cuneo)
N. Cardascia (Bari)
M. Cennamo (Florence)
M. Chung (USA)
F. Cifariello (Campobasso)
R. A. Colabelli Gisoldi (Rome)
- A. Colonna (Casale Monferrato, AL)*
G. D'ippolito (Taranto)
F. D'Oria (Bari)
U. De Sanctis (Turin)
H. Dua (UK)
K. El Mowafi (Egypt)
A. Elsheikh (UK)
R. Fasciani (Rome)
R. Favale (Bari)
E. Favuzza (Florence)
R. Fedeli (Tricase, LE)
R. Ferrandina (Florence)
M. Figus (Pisa)
M. Fioretto (Casale Monferrato, AL)
P. Fogagnolo (Milan)
M. Forlini (Rep. of San Marino)
F. Franco (Florence)
G. Gabriele (Siena)
S. Gandolfi (Parma)
F. Gaudenzi (Rep. of San Marino)
P. Gennaro (Siena)
G. Giannaccare (Catanzaro)
D. Giannini (Rome)
S. Giugno (Niscemi, CL)
P. Grasso Cannizzo (Florence)
G. Greco (Siena)
A. Grosso (Casale Monferrato, AL)
F. Hafezi (Switzerland)
E. Holland (USA)
C. Iaculli (Foggia)
R. Kamel (Egypt)
D. Kang (Korea)
T. Katamish (Egypt)
O. Kermani (Germany)
F. Khan (USA)

SPEAKERS, PANELISTS and AUTHORS

- T. Kim (USA)*
S. Koh (Japan)
C. Komaiha (Rome)
G. La Tegola (Bari)
M. G. La Tegola (Bari)
A. Laborante (San Giovanni Rotondo)
S. Lamponi (Siena)
L. Landi (Casale Monferrato, AL)
E. Landucci (Florence)
G. Lanza (Piombino, LI)
L. Lapenna (Bari)
W. B. Lee (USA)
W. Lee (USA)
S. Lippera (Fabriano, AN)
W. Lisch (Germany)
N. Lu (China)
C. Macaluso (Parma)
G. Macinagrossa (Terlizzi, BA)
A. Magnani (Siena)
G. Manni (Rome)
E. B. Marcheggiani (Rep. of San Marino)
G. Marchini (Verona)
M. Marengo (Casale Monferrato, AL)
E. Marziani (Milan)
M. Mazzoni (Rep. of San Marino)
C. Mazzotta (Arezzo-Siena)
L. Menabuoni (Florence)
R. Mencucci (Florence)
C. Menicacci (Siena)
A. Mercanti (Riccione)
M. Messina (Perugia)
T. Micelli Ferrari (Bari)
G. Moloney (Canada)
V. Montaruli (Barletta)
A. Montericcio (Trapani)
F. Montrone (Bari)
C. Moraru (Romania)
O. Moraru (Romania)
A. Morelli (Florence)
L. Mosca (Rome)
C. Mularoni (Milan)
A. Mularoni (Rep. of San Marino)
R. Napolitano (Rome)
M. L. Nordlund (USA)
P. Nucci (Milan)
R. Nuijts (Netherlands)
V. Occhipinti (Niscemi, CL)
V. Orfeo (Naples)
C. Orione (Casale Monferrato, AL)
M. Orione (Casale Monferrato, AL)
P. Padmanabhan (India)
V. Pastore (Bari)
E. Pedrotti (Verona)
V. Perez (USA)
A. Pocobelli (Rome)
D. Ponzin (Mestre, Ve)
V. Primavera (Altamura, BA)
R. Protti (Domodossola)
P. Puzo (Bari)
L. Rania (Rep. Of San Marino)
V. Ravagli (Rep. of San Marino)
C. Roberts (USA)
M. Rolando (Genoa)
D. Rolle (Casale Monferrato, AL)
N. Rosa (Salerno)
M. Rosati (Rome)
P. Rosetta (Milan)
C. Rossi (Siena)
P. Rubino (Parma)
V. Russo (Foggia)

- D. Said (UK)*
E. Santiago (USA)
C. Sarnicola (Arezzo)
V. Sarnicola (Grosseto)
E. Sarnicola (Livorno)
C. Sborgia (Bari)
I. Scatassi (Casale Monferrato, AL)
D. Schiano Lomoriello (Rome)
A. Scialdone (Milan)
L. Spadea (Rome)
S. Taneri (Germany)
R. Tartaro (Casale Monferrato, AL)
E. Tonti (Turin)
W. Trattler (USA)
E. Y. Tu (USA)
D. Venzano (Genoa)
L. Vicchio (Florence)
R. Vignapiano (Florence)
P. Vinciguerra (Milan)
R. Vinciguerra (Milan)
G. Yoon (USA)
M. Zagari (Catania)
J. Zavilsan (USA)





INFO



S.I.C.S.S.O

Organizing Secretariat

Santa Lucia Srl Selezione Eventi e Servizi
via Mazzini n. 60 - 58100 Grosseto Italy

Ph: +39 331 7073818

Mail: info@sicssso.org (participants)

Website: www.sicssso.org/2021