

# SICSSO

## CONGRESS

The International Society of Cornea  
Stem Cells and Ocular Surface

**LIVE SURGERY**  
**“OSPEDALE OFTALMICO DI TORINO”**



27\_29  
JUNE  
2019

TURIN - Italy

FINAL  
PROGRAM

[WWW.SICSSO.ORG/2019/](http://WWW.SICSSO.ORG/2019/)



SIMULTANEOUS TRANSLATION



## WITH THE PATRONAGE OF





**Cornea Society**

*Advancing the treatment of corneal disease*



**pancornea**  
sociedad panamericana de cornea



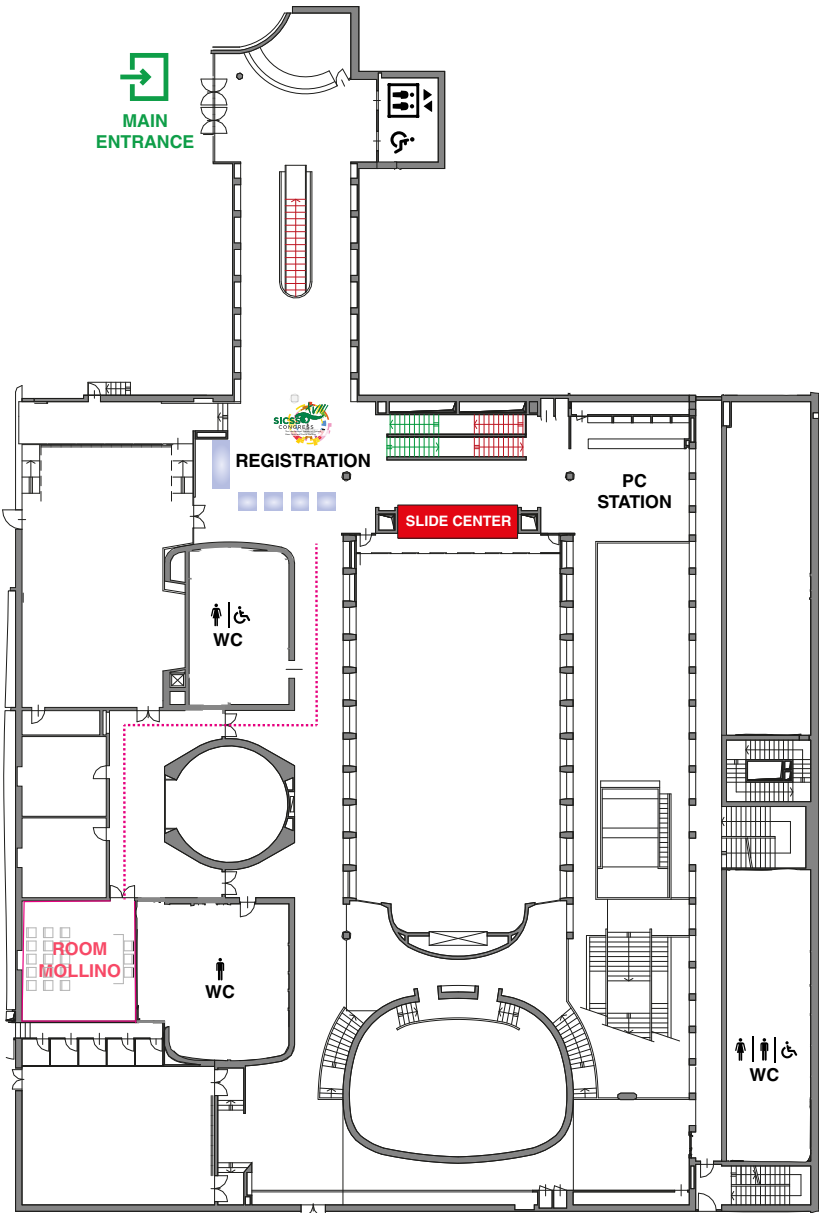
European Society of Cornea and  
Ocular Surface Disease Specialists

**PROGRAM**  
**27.06\_THURSDAY**

**PROGRAM**  
**28.06\_FRIDAY**

**PROGRAM**  
**29.06\_SATURDAY**

# CONGRESS VENUE FLOOR -1

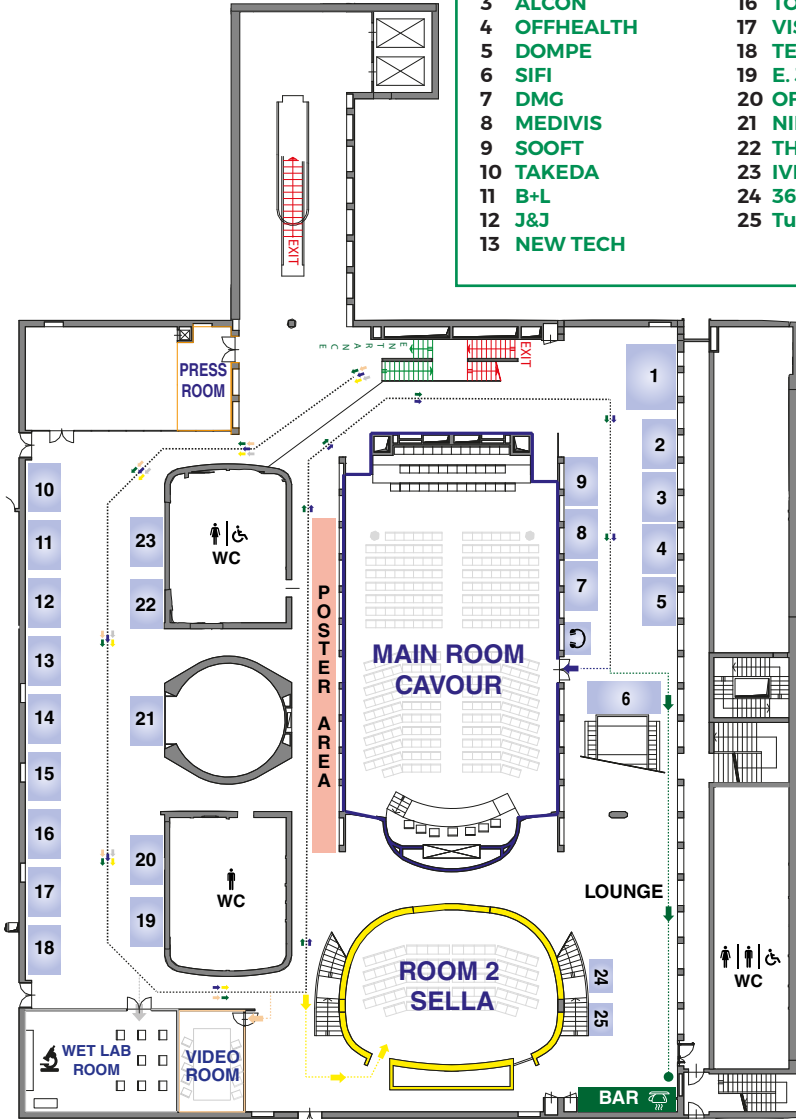


# CONGRESS VENUE






## FLOOR -2

### EXHIBITORS

- |    |              |    |                    |
|----|--------------|----|--------------------|
| 1  | ALFA INTES   | 14 | NTC                |
| 2  | BRUSCHETTINI | 15 | CRV                |
| 3  | ALCON        | 16 | TOPCON             |
| 4  | OFFHEALTH    | 17 | VISUFARMA          |
| 5  | DOMPE        | 18 | TEC MED            |
| 6  | SIFI         | 19 | E. JANACH          |
| 7  | DMG          | 20 | OFTALMEDICA        |
| 8  | MEDIVIS      | 21 | NIKON + CSO ITALIA |
| 9  | SOOFT        | 22 | THEA               |
| 10 | TAKEDA       | 23 | IVIS               |
| 11 | B+L          | 24 | 360 Oftal.         |
| 12 | J&J          | 25 | Turismo Torino     |
| 13 | NEW TECH     |    |                    |



# SINOTTICA AT A GLANCE

-  - Simultaneous translation Italian-English and English-Italian
-  - Italian language only
-  - English language only
-  - Poster Award contest
-  - Paper Award contest

THURSDAY 27<sup>th</sup>

FRIDAY 28<sup>th</sup>

SATURDAY 29<sup>th</sup>

MAIN ROOM CAVOUR - TALKS

MAIN ROOM CAVOUR - LIVE SURGERY





ROOM 2 SELLA - CORSI IN ITALIANO

WET LAB ROOM

VIDEO ROOM







ROOM MOLLINO

## THURSDAY 27<sup>th</sup>

	MAIN ROOM CAVOUR 		ROOM 2 SELLA 	WET LAB ROOM	VIDEO ROOM
	Talks	Live surgery			
10.00 - 11.30	BEST PAPER CONTEST FOR OPHTHALMOLOGISTS UNDER 40	•	•	CXL L. Spadea (Rome) R. Vinciguerra (UK) <small>SPONSORED BY  SCOP Italia TEVA PHARMA GROUP</small>	VIDEO PRESENTATIONS NON STOP
11.30 - 13.00					
13.00 - 13.45	BREAK	BREAK	BREAK	BREAK	
13.45 - 14.15	OPENING REMARKS	•	•	•	
14.15 - 14.30	KEYNOTE LECTURES	DALK G. Caramello (Cuneo) S. Shimmura (Japan)	•	•	
14.30 - 16.00			CHERATITE ERPETICA	DMEK M. Terry (USA)	
16.00 - 16.30			•	•	
16.30 - 17.00	BREAK	BREAK	BREAK	BREAK	
17.00 - 17.30	 OCULOPLASTY & OCULAR SURFACE LIVE PATIENT EVALUATION	OCULOPLASTY: S. Bruschi (Turin) R. C. Kersten (USA)	CHERATITI MICROBICHE	•	
17.30 - 19.00			DALK R. Fogla (India) U. De Sanctis (Turin)		

Poster presentation is scheduled on Thursday 27<sup>th</sup> from 16.30 to 17.30 in the POSTER AREA

# FRIDAY 28<sup>th</sup>

	MAIN ROOM CAVOUR 		ROOM 2 SELLA 	WET LAB ROOM	VIDEO ROOM
	Talks	Live surgery			
08.30 - 09.30	<b>KERATOCONUS: WHICH IS THE BEST THERAPY?</b>  INTERACTIVE CLINICAL CASES	<b>RING</b> A. Bellone (Turin)	PTERIGIO	<b>DMEK</b> F. Price (USA)	VIDEO PRESENTATIONS NON STOP
9.30 - 10.00		<b>RING</b> A. Mularoni (Rep. of San Marino)			
10.00 - 11.00	<b>DALK</b> R. Fogla (India)	OCCHIO SECCO	<b>DMEK</b> M. D. Straiko (USA)		
11.00 - 11.30	BREAK	BREAK	BREAK		
11.30 - 12.30	 <b>HIGHLIGHTS</b> NEUROTROPHIC KERATOPATHY	<b>TARSORRHAPHY</b> W. Lee (USA)	CLOSED For MAIN ROOM HIGHLIGHTS	CLOSED For MAIN ROOM HIGHLIGHTS	
12.30 - 13.15	 <b>HIGHLIGHTS</b> MEDAL LECTURES	CLOSED For MAIN ROOM HIGHLIGHTS			
13.15 - 14.30	BREAK	BREAK	BREAK	BREAK	
14.30 - 15.00	BREAK	BREAK	BREAK	<b>DMEK DONOR STRIPPING</b> V. Maurino (UK)	
15.00 - 15.30	<b>INFECTIONS</b>  INTERACTIVE CLINICAL CASES	<b>DMEK</b> F. Price (USA) M. Terry (USA)	CHERATOCONO	A. Ruzza (Mestre, VE)	
15.30 - 16.00			e CROSSLINKING	•	
16.00 - 16.15			DMEK	•	
16.15 - 17.05	<b>LECTURES</b>	<b>PTERYGIUM</b> R. Protti (Verbania - Domodossola)	DMEK	<b>DALK</b> S. Shimmura (Japan) T. Katamish (Egypt)	
17.05 - 17.30	BREAK	BREAK	BREAK		
17.30 - 18.00	<b>OCULAR SURFACE RECONSTRUCTION</b>	<b>CONJUNCTIVAL LIMBAL AUTOGRAFT</b> E. J. Holland (USA)	DALK	•	
18.00 - 19.00		<b>AMNIOTIC MEMBRANE TRANSPLANTATION</b> W. B. Lee (USA)		<b>FEMTO - ASSISTED RING</b> A. Mularoni (Rep. of San Marino)	



**13.30 - 15.00 LUNCH COURSE**   
**ROOM MOLLINO**

Lasere regularization and CXL combined technique to treat Ectasia

Invited by



# SATURDAY 29<sup>th</sup>


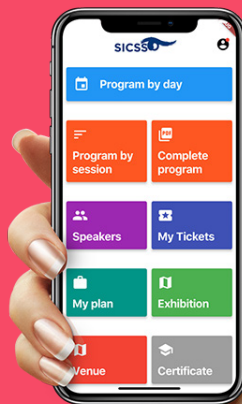
	MAIN ROOM CAVOUR 		ROOM 2 SELLA	WET LAB ROOM	VIDEO ROOM
	Talks	Live surgery			
08.15 - 09.30	INNOVATIONS	•	COMMENTED VIDEO SESSION 	•	VIDEO PRESENTATIONS NON STOP
09.30 - 10.00					
10.00 - 11.00	DMEK ROUND TABLE	DMEK V. Sarnicola (Grosseto) M. D. Straiko (USA)	•	DALK J. Shimazaki (Japan) W. B. Lee (USA)	
11.00 - 11.30				•	
11.30 - 13.00	FOCUS ON ENDOTHELIUM: LIVE DMEK & PATIENTS EVALUATION	DMEK G. Alessio (Bari) V. Maurino (UK)	•	AMNIOTIC MEMBRANE A. Vaiano P. Indemini (Cuneo)	
13.00 - 13.30				•	
13.30 - 13.45	S.I.C.S.S.O. AWARDS CEREMONY	•	•	•	

## Download S.I.C.S.S.O. App enjoy the best Congress experience!

- Venue maps
- Congress program in your pocket
- Vote for the best video
- Follow your favourite speaker
- Check your tickets

Available on  
Android and Apple iOS

<http://sicsso.org/2019/app/>









## PRESENTAZIONE DEL CONGRESSO

*Torino, una delle più belle città d'Italia, ospiterà il XVIII congresso S.I.C.S.S.O.. Il titolo della passata edizione, "Let's discuss again... clinical cases", passa il testimone ad una edizione congressuale più improntata sulla chirurgia. **Più di quindici interventi chirurgici**, direttamente dalle sale dell'Ospedale Oftalmico di Torino, caratterizzeranno il congresso di quest'anno. Articolata è la selezione dei casi con molte **DMEK** ovviamente, ma anche **DALK** e chirurgia della superficie con **TRAPIANTI DI LIMBUS**, **INNESTI DI MEMBRANA AMNIOTICA** ecc.. Particolare sarà la sessione di **Oculoplastica e Superficie Oculare** con interventi in diretta di complessi casi di maleocclusione palpebrale. Non mancheranno le sessioni di visita in diretta dei malati complessi né la gettonatissima, e riprodotta in altri congressi, wet lab su tessuti di banca.*

*La necessità di convergere sulle diagnosi, e quindi sulle conseguenti terapie, è sempre il problema più vivo in tema di "cornea e superficie oculare". Le infezioni corneali, patologie dai risvolti a volte drammatici, restano un argomento clou del congresso. Quest'anno in particolare, cercheremo di puntualizzare, oltre ai criteri diagnostici e terapeutici, gli aspetti della profilassi alla luce dei nuovi antisettici e dell'aumento delle resistenze agli antibiotici.*

*Riuscire ad avere comportamenti consoni e condivisi resta sempre un obiettivo da raggiungere. I Corsi in Italiano, con limitato numero di partecipanti (50*



persone), per approfondire meglio e chiarire dubbi su vari temi che nella Sala Plenaria non avrebbero adeguato spazio. Le **Medal Lectures** di quest'anno sono state assegnate a due amici internazionali S.I.C.S.S.O. di lunga data: **Marian Macsai ed Elmer Tu**, colleghi straordinari. Il loro contributo alle innovazioni nel nostro settore è da sempre un punto di riferimento nella nostra comunità.

Verranno premiati quattro partecipanti “**under 40**” per **Best Oral Presentation, Best Poster, Most Original Oral Presentation e Most Original Poster**.

Verrà inoltre assegnato il premio **Best Video**.

Verranno presentati i primi obiettivi raggiunti dalle “**Missioni**” di **S.I.C.S.S.O. Cornea Transplant Foundation for Developing Countries**, conseguenti al cambio di statuto dello scorso anno, al fine di assistere le curve di apprendimento nella chirurgia lamellare di chirurghi che ne hanno fatto richiesta nel mondo. Nonostante l'incredibile evoluzione nella diagnosi e nel trattamento delle patologie corneali, la cecità corneale nel mondo resta un problema immenso, e nella maggior parte delle nazioni, anche economicamente evolute, tutte le nuove tecniche chirurgiche lamellari non hanno ancora adeguato utilizzo. Il fabbisogno di trapianti necessita di un incremento di 70 volte. Noi di S.I.C.S.S.O. lavoreremo per questo.

*Buon congresso a Torino!*

Vincenzo Sarnicola



## CONGRESS PRESENTATION

*The XVIII edition of S.I.C.S.S.O. meeting will be held in Turin, one of the most beautiful city in Italy, on June 27<sup>th</sup>-29<sup>th</sup>, 2019.*

*The previous edition entitled "Let's discuss again ... clinical cases" passes the torch to a new edition more focused on corneal surgery. **More than fifteen surgeries live streamed** from Turin's Ophthalmic Hospital will characterize the congress this year. The surgical cases selected are diversified and will include numerous **DMEK** and **DALK**, but also **AMNIOTIC MEMBRANE TRANSPLANTATION**, **LIMBAL TRANSPLANT**, **PTERYGIUM**, etc. Moreover, this year there will be a session entitled "**Oculoplasty & Ocular Surface**" that will be focused on eyelid malocclusion and its role in ocular surface diseases through live patients evaluation and live surgeries.*

*Traditional live patient evaluation of complex corneal cases and the most popular wet lab on eye bank tissues are included in the program.*

*The need to converge on diagnosis, and therefore on therapies, is always the most vivid problem in terms of cornea and ocular surface diseases. Corneal infections, pathologies with sometimes-dramatic consequences, remain a key topic of the meeting. This year in particular we will discuss about prophylaxis in light of new antiseptics and the increased antibiotics resistance. Our goal is to find consistent and shared behaviors.*

*Basic Courses in Italian language only, to better discuss about various topics*



*that wouldn't have had enough space in the plenary sessions, are renewed. Participation is limited (maximum 50 participants).*

*The 2019 Medal Lectures have been assigned to two long lasting S.I.C.S.S.O. international friends, who are extraordinary colleagues: **Marian Macsai** and **Elmer Tu**. Their contribution to innovations in our field has always been a point of reference in our community.*

*Four "**under 40**" participants will be awarded for the **Best Oral Presentation**, the **Best Poster**, the **Most Original Oral Presentation**, and the **Most Original Poster**. Moreover, the most voted video will be awarded with the **Best Video** prize.*

*The first results achieved by the "**S.I.C.S.S.O. MISSION**" will be presented. Last year S.I.C.S.S.O. changed its bylaws and developed a new project that aims to assist cornea specialists during their learning curves in lamellar surgeries worldwide. Despite the incredible evolution in diagnosis and treatment of corneal diseases, corneal blindness remains a huge problem in the world and the current number of keratoplasties should grow 70 times to meet the number of those who are in need.*

*The newest lamellar surgical techniques are still an uncommon procedure, even in industrialized country. S.I.C.S.S.O. will work to change this.*

*Wish you a good congress in Turin!*

Vincenzo Sarnicola



## S.I.C.S.S.O. AWARD PER OCULISTI UNDER 40

Quattro premi per i colleghi “*under 40*” verranno assegnati quest’anno:

- 1) BEST ORAL PRESENTATION
- 2) BEST POSTER
- 3) MOST ORIGINAL ORAL PRESENTATION 
- 4) MOST ORIGINAL POSTER

**BEST ORAL PRESENTATION:** S.I.C.S.S.O. è lieta di confermare la collaborazione con il **Moorfields Eye Hospital di Londra**. Una observership, di 1 settimana, è il premio per la migliore comunicazione orale “versione innovation”. S.I.C.S.S.O. supporterà il vincitore con un premio di 1000 euro per spese di viaggio e soggiorno.

**BEST POSTER:** S.I.C.S.S.O. è lieta di confermare la collaborazione con l'**Instituto Microcirugía Ocular - IMO di Barcellona**. Una observership, di 1 o 2 settimane, è il premio per il miglior poster. S.I.C.S.S.O. supporterà il vincitore con un premio di 1000 euro per spese di viaggio e soggiorno.

**MOST ORIGINAL ORAL PRESENTATION:** La comunicazione orale più originale sarà premiata con una observership di 1 settimana presso la **Clinica degli Occhi Sarnicola di Grosseto** per approfondire le tecniche di chirurgia lamellare, supportata da un contributo di 500 euro per spese di viaggio e soggiorno.

**MOST ORIGINAL POSTER:** Il presentatore del poster premiato per originalità vincerà una copia del **libro "Cornea"**, Elsevier.


**REGOLAMENTO:** I premi verranno assegnati da una giuria internazionale ed è pertanto necessaria la presentazione in inglese delle comunicazioni e dei poster. **I candidati devono essere iscritti al congresso. I candidati al premio di Best Oral Presentation e Most Original Oral Presentation dovranno necessariamente presentare il lavoro al fine di partecipare al contest. Non è necessario essere primo autore del lavoro.** E’ obbligatoria la presenza dei candidati durante l’annuncio dei vincitori che si terrà sabato 29 giugno, a chiusura dei lavori congressuali, nella sala plenaria. **L’assenza del candidato durante la premiazione verrà considerata, in caso di vittoria dello stesso, come una rinuncia al premio.** L’accettazione a partecipare come faculty o presenter al congresso S.I.C.S.S.O. rilascia automaticamente l’autorizzazione a condividere la presentazione e/o i contenuti utilizzati, video compresi. Le presentazioni ed i video registrati durante il congresso verranno divulgati sul sito web di S.I.C.S.S.O. al fine di diffondere le conoscenze scientifiche.

**Tutti i premi sono riservati ai giovani colleghi “under 40”.**



## S.I.C.S.S.O. AWARD FOR OPHTHALMOLOGIST UNDER 40

S.I.C.S.S.O. will assign 4 awards to young ophthalmologists under 40 years old:

- 1) BEST ORAL PRESENTATION
- 2) BEST POSTER
- 3) MOST ORIGINAL ORAL PRESENTATION 
- 4) MOST ORIGINAL POSTER

**BEST ORAL PRESENTATION:** S.I.C.S.S.O. is pleased to confirm and renew the cooperation with **Moorfields Eye Hospital of London**. A 1 week observership is the award for the best oral presentation. S.I.C.S.S.O. will give a grant of 1000 euros to the winner to support travel and stay expenses.

**BEST POSTER:** S.I.C.S.S.O. is pleased to confirm and renew the cooperation with **Instituto Microcirugía Ocular – IMO of Barcelona**. A 1-2 weeks observership is the award for the presenter of the best poster. S.I.C.S.S.O. will give a grant of 1000 euros to the winner to support travel and stay expenses.

**MOST ORIGINAL ORAL PRESENTATION:** The winner will have the opportunity to be an observer for 1 week at **Clinica degli Occhi Sarnicola of Grosseto** (Italy) to focus on lamellar keratoplasty techniques, and will receive a grant of 500 euros to support travel and accommodation expenses.

**MOST ORIGINAL POSTER:** The winner will be awarded with a copy of the book **“Cornea”**, Elsevier.

**RULES AND CONDITIONS:** The awards will be assigned by an International Committee. Exposure in ENGLISH language is required. **Candidates for the awards must be registered at the congress. Candidates for Best Oral Presentation and for Most Original Oral Presentation have to be the presenters. It is not necessary to be the first author.** The presence of the candidate for the Awards is requested during the announcement of the winner, Saturday June 29th late morning in the Plenary Room. **The absence at the time of the award ceremony will be considered as a waiver of the prize.** The acceptance of speaking at the S.I.C.S.S.O. Congress automatically releases the authorization to share the presentations and / or any teaching material. The collected material will be disclosed on the website of S.I.C.S.S.O. to share scientific knowledge.

**All the awards are reserved only to young ophthalmologists under 40 years old.**



## S.I.C.S.S.O. BOARD

Honorary President

**Vincenzo Sarnicola**

*Chief at Clinica degli Occhi Sarnicola*

### Board 2019/2020



Alessandra Balestrazzi



Luca Buzzonetti



Emilia Cantera



Guido Caramello



Romolo Protti



Maurizio Rolando



Nicola Rosa



Leopoldo Spadea



Paolo Vinciguerra

### Senior Board



Giovanni Alessio



Giorgio Marchini



Vincenzo Maurino



Rita Mencucci



Alberto Montericcio



Alessandro Mularoni

### Young Delegates



Francesco Aiello



Orsola Caporossi



Eleonora Favuzza



Marco Messina



Laura Rania



Matteo Orione



Domenico Schiano  
Lomoriello



Riccardo Vinciguerra





## CORNEA TRANSPLANT FOUNDATION

**President**

**Edward J. Holland**

*Director of Cornea Services at  
Cincinnati Eye Institute*

### International Board Members



Rafael Ignacio  
Barraquer Compte



Michael W. Belin



Dimitri Dementiev



Rajesh Fogla



Josè L. Guell



Sadeer B. Hannush



Marian S. Macsai



Mark J. Mannis



Victor Perez



Diego Ponzin



Mark Terry



Elmer Y. Tu

### Ambassadors



Merab Dvali



Tarek Katamish



Walter Lisch



Liya Ramazanova



## LOCAL ORGANIZER

### Coordinator

**Claudio Panico**

*Chief of Ophthalmology Ospedale  
Oftalmico di Torino*

### Scientific Secretariat



Romolo Protti  
**COORDINATOR**



Caterina Sarnicola



Enrica Sarnicola

### Organizing Secretariat



Alberto Saccomanno



Vittorio Vigiano

### Local Organizers



Franco Anselmino



Luigi Bauchiero



Vito Belloli



Guido Caramello



Luca Chiadò Piat



Giancarlo Dapavo



Stefano De Cillà



Daniela Dolcino



Francesco Faraldi



Vincenzo Ferrara



Mauro Fioretto



Gabriella Gallarate



Vittorio Germinetti



Marco Jacobbi



Francesco Mele



Felice Miranti



Raffaele Nuzzi



Bruno Oldani



Roberto Orsi



Fausto Raveggi



Agostino Vaiano



Andrea Valli

## LIVE SURGEONS



G. Alessio  
(Bari)



A. Bellone  
(Turin)



S. Bruschi  
(Turin)



G. Caramello  
(Cuneo)



R. Fogla  
(India)




E. J. Holland  
(USA)



R.C. Kersten  
(USA)



W. Lee  
(USA)



W. B. Lee  
(USA)



V. Maurino  
(UK)



A. Mularoni  
(Rep. of San Marino)



F. Price  
(USA)



R. Protti  
(Domodossola - Verbania)



V. Sarnicola  
(Grosseto)



S. Shimmura  
(Japan)



L. Spadea  
(Rome)



M. D. Straiko  
(USA)



M. Terry  
(USA)

## SCRUB ASSISTANTS & WET LAB TECHNICIANS



Maria Anniballi



Sonia Bagatin



Grazia Baglioni



Giovanna Bergonzo



Eleonora Bottasso



Marcella Caló



Lucia Cascone



Sonia D'Agata



Ester D'Agostino



Salvatore De Rosa



Aurora Farrici



Maddalena  
Forneris



Guglielmo  
Gaggioli



Gianna Golisano



Alessio Lastella



Ester Lazzaro



Silvano Marino



Micaela Mihalachi



Lino Mordillo



Ivonia Muscolino



Elisa Oldani



Elena Patanè



Carola Petracca



Gabriella Rocchi



Stefania Russo



Alessandro Ruzza



Raffaella Scarpa



Veronica  
Scognamiglio



Sara Sconfienza



Daniele Spataro



## INFORMAZIONI GENERALI

### Segreteria organizzativa e prenotazioni alberghiere

S.I.C.S.S.O. in collaborazione con SANTA LUCIA SRL Sezione Eventi e Servizi.

Via Mazzini, 60 – 58100 Grosseto

Tel: +39 3317073818

E-mail: • [info@sicssso.org](mailto:info@sicssso.org) (partecipanti)  
• [foundation@sicssso.org](mailto:foundation@sicssso.org) (aziende)

Sito web: [www.sicssso.com/2019](http://www.sicssso.com/2019)

### Orario segreteria

Giovedì 27 giugno 09.00 - 19.30

Venerdì 28 giugno 08.00 - 19.30

Sabato 29 giugno 08.00 - 13.30

### Sede congressuale

Torino Incontra

Via Nino Costa, 8 - 10123 TORINO

### Raggiungere Torino

**In treno:** Torino è un nodo ferroviario di grande rilievo, specie per i collegamenti veloci con tutta Italia e parte dell'Europa sulla direttrice Lione-Parigi con i treni Frecciarossa, Frecciabianca, Italo e TGV. Le stazioni cittadine sono cinque, due internazionali (Porta Nuova e Porta Susa) e tre in uso soprattutto per i trasporti locali e il servizio ferroviario metropolitano (SFM): Porta Nuova - Corso Vittorio Emanuele II 53; Porta Susa - Corso Bolzano. La stazione consigliata è Torino Porta Nuova a pochi minuti di distanza dal centro congressi.

**In aereo:** L' aeroporto internazionale di Torino, Torino Caselle o Torino Sandro Pertini (TRN), si trova a 16 km dal centro città. Nel complesso dell' aeroporto, al livello "Arrivi", sono facilmente reperibili i taxi (costo approssimativo della corsa € 30,00 per una durata di circa 30 minuti). Torino è raggiungibile anche in treno e bus. La linea ferroviaria



SFMA a/r collega in 19 minuti l'aeroporto con la stazione Dora GTT, da dove è poi possibile raggiungere Porta Susa, la metropolitana e il centro città. Il "Biglietto integrato B", dal costo di 3,00 €, è attivo per 120 minuti dalla convalida su SFMA, metro, rete urbana e suburbana GTT. Anche una linea bus collega la stazione Dora e la stazione di Porta Susa, consentendo a pendolari e turisti di raggiungere l'aeroporto o il centro città in modo semplice e veloce. Il servizio bus a/r fra l'aeroporto e il centro di Torino prevede un tempo di percorrenza di circa 45 minuti e fermate a Porta Susa e Porta Nuova. Il biglietto ha un costo di 6,50 €; a bordo con sovrapprezzo di 1,00 €.

### Badge

Tutti i partecipanti devono **esporre il proprio badge nominativo per accedere** alle varie **aree del congresso**, alle sessioni scientifiche, alle sessioni di **wet lab** e a tutte le **attività extra-congressuali** organizzate da S.I.C.S.S.O.. Il badge è dotato di codice QR che sarà necessario per accedere alla App del congresso. Lo smarrimento del badge e la conseguente emissione di nuovo badge comporterà una spesa di € 50,00.

### Certificato di partecipazione

Il certificato di partecipazione sarà disponibile sulla App del congresso semplicemente scannerizzando il codice QR apposto sul proprio badge. Il personale della segreteria sarà lieto di fornire assistenza.

### Assicurazione

Gli organizzatori non si assumono la responsabilità per danni e/o perdite subiti dai partecipanti o dagli accompagnatori durante l'evento.

### Riprese fotografiche

Il congresso prevede la presenza di un fotografo ufficiale: le immagini riprese saranno unicamente utilizzate per scopi redazionali e promozionali legati al congresso.

### La lingua ufficiale

Le lingue ufficiali del congresso sono l'italiano e l'inglese. E' previsto un servizio di traduzione simultanea inglese-italiano e italiano-inglese in sala plenaria.



## Centro Slide

La raccolta delle presentazioni è centralizzata. I relatori dovranno consegnare le proprie slide con almeno 3 ore di anticipo rispetto all'orario di presentazione. I relatori impegnati nella prima mattinata di venerdì 28 giugno e sabato 29 giugno sono pregati di consegnare le proprie slide il giorno prima.

**Tutti i relatori del congresso S.I.C.S.S.O. rilasciano liberatoria di registrare e condividere le presentazioni e/o il materiale didattico, da divulgare sul sito internet S.I.C.S.S.O. al fine della migliore diffusione delle conoscenze scientifiche.**

## Quote di iscrizione

Registration dal 31 marzo 2019

- Oculisti € 600,00 + IVA
- Specializzandi € 250,00 + IVA
- Ortottisti e Infermieri € 50,00 + IVA
- Studenti di medicina o di ortottica gratis

Le categorie a tariffa ridotta, o ad ingresso gratuito, devono presentare idonea certificazione, in originale.



*Si ricorda che per effetto dell'entrata in vigore della L.208/2015 non è più possibile effettuare pagamenti in denaro contante per importi pari o superiori a € 3000,00. Tali pagamenti dovranno essere eseguiti tramite carta di credito.*



## GENERAL INFORMATIONS

### Organizing Secretariat & Official Housing Bureau

S.I.C.S.S.O. in cooperation with SANTA LUCIA SRL Sezione Eventi e Servizi.

Via Mazzini, 60 – 58100 Grosseto

**Ph:** +39 3317073818

**E-mail:** • [info@sicssso.org](mailto:info@sicssso.org) (*participants*)  
 • [foundation@sicssso.org](mailto:foundation@sicssso.org) (*corporates*)

**Website:** [www.sicssso.com/2019](http://www.sicssso.com/2019)

### Opening times

Thursday, 27th June	09.00 – 19.30
Friday, 28th June	08.00 – 19.30
Saturday, 29th June	08.00 – 13.30

### Congress venue

Torino Incontra

Via Nino Costa, 8 - 10123 TORINO

### How to reach Turin

**By train:** Turin is a nationally and internationally important railway junction and high-speed trains connect it to Europe and to the rest of Italy. The nearest railway station to the congress venue is: **Torino Porta Nuova** (*from/to Rome, Milan, Genoa, Florence, Bologna, Venice, France*) - *Corso Vittorio Emanuele II, 53*

**By Plane:** Turin has its own international airport, known as Torino Caselle or Torino Sandro Pertini (TRN), located 16 kilometers northwest of the city centre. From Caselle Airport a shuttle bus will take you to the city centre in about 45 minutes.  
<https://www.aeroportoitorino.it/en>

For other international flights, Milano Malpensa airport is 1.30 h far from Turin. The connection from Milano Malpensa airport to Turin is granted by a bus service operating 18 hours/day and 10 couple of runs.

<https://www.sadem.it/en/prodotti/collegamento-aeroporti/milano-malpensa-airport.aspx>





**By car:** Five different motorways connect Turin to other major Italian and European cities. The main access roads to the motorway are placed at each cardinal direction of the city. Five motorways come to the city via the ring road that runs along the north, west and south sides of the town:

- A4 Trieste-Venice-Milan-Turin
- T1/T2-A5 Tunnel Mont Blanc-Aosta-Turin
- A6 Savona-Turin
- A21 Piacenza-Turin
- T4-A32 Tunnel Fréjus-Turin

For the town center, the main exits are Corso Regina Margherita (North) and Corso Allamano (South).

## Badge

All participants **must show their personal badge to have access to the Congress area**, to the scientific sessions, to the **wet lab** sessions and to **all the other activities** organized by S.I.C.S.S.O.. The QR code on the badge will be necessary to log in in the APP of the meeting. *The loss of the badge and the subsequent printing of a new badge will entail the cost of € 50,00.*

## Certificate of attendance

The certificate of attendance will be available on the Congress App simply by scanning the QR code affixed to your badge. The secretary staff will be happy to provide assistance.

## Insurance

Delegates are advised to take out travel insurance to cover medical expenses, accidents, loss etc, during the meeting. Organizers will not accept any liability for damage, the or loss of any Participant's property in any circumstances.

## Photos

**Participants are informed that an official congress photographer will take pictures during the congress and the social events. Those images will be used only for purposes linked to the event promotion.**



## Official languages

The official languages of the congress are English and Italian. **Simultaneous translation** English-Italian and Italian-English will be available in the main room.

## Slide Center

All presentations are centralized. Speakers are invited to drop their presentation at the slide center not later than 3 hours before “show time”. Speakers of the early morning of Friday 28th June and Saturday 29th June are asked to deliver their slides the day before.

**All presenters that participate to S.I.C.S.S.O meeting agree and consent to record and share presentations and/or presentation materials on the S.I.C.S.S.O meeting website, in order to promote the spread of the scientific knowledge.**

## Registration fees

### Registration (after March 31st 2019)

- *Ophthalmologist subscription € 600,00+VAT*
- *Resident subscription € 250,00+VAT*
- *Nurse and Orthoptist € 50,00+VAT*
- *Student free*

**The reduced fare/free categories must present appropriate certification in original format.**



*Due to the Italian Law (L.208/2015) it is forbidden to transfer cash between different subjects for an amount exceeding € 3000,00. Therefore please kindly note that on site payments will only be accepted by credit cards.*

## WET LABs on eye bank tissues

Participation cost (to be added to the congress registration): € 150,00 (VAT included).



### WET LABs COURSES

Director: *A. Ruzza (Mestre, VE)*

- Thursday 11.30 - 13.00 **NEW CROSS-LINKING PROTOCOLS:  
ENHANCED FLUENCE PULSED LIGHT IONTOFORESIS  
AND CUSTOM FAST CXL**

Teachers: *L. Spadea (Rome) & R. Vinciguerra (UK)*



- Thursday 14.30 - 16.00 **DMEK**  
Teacher: *M. Terry (USA)*
- Thursday 17.30 - 19.00 **DALK**  
Teachers: *R. Fogla (India) & U. De Sanctis (Turin)*
- Friday 08.30 - 10.00 **DMEK**  
Teacher: *F. Price (USA)*
- Friday 10.00 - 11.30 **DMEK**  
Teacher: *M. D. Straiko (USA)*
- Friday 14.30 - 15.30 **DMEK DONOR STRIPPING**  
Teachers: *V. Maurino (UK) & A. Ruzza (Mestre, VE)*
- Friday 16.00 - 17.30 **DALK**  
Teachers: *S. Shimmura (Japan) & T. Katamish (Egypt)*
- Friday 18.00 - 19.00 **FEMTO - ASSISTED RING**  
Teacher: *A. Mularoni (Rep. of San Marino)*
- Saturday 09.30 - 11.00 **DALK**  
Teachers: *J. Shimazaki (Japan) & W. B. Lee (USA)*
- Saturday 11.30 - 13.00 **AMNIOTIC MEMBRANE**  
Teachers: *A. S. Vaiano & P. Indemini (Cuneo)*

**SUPPORTED BY**



# **NON STOP VIDEO SESSION**

---

Sala Video Antonelli

Video Room Antonelli

**Thursday to Saturday**

**Download S.I.C.S.S.O. App  
and vote your favourite video from  
NON STOP VIDEO SESSION**

**The winner will be awarded  
in the Main Room  
on saturday 29th at 13.30**

**App available on  
Android and Apple iOS**

<http://sicsso.org/2019/app/>



# SALA CAVOUR MAIN ROOM

---

Traduzione simultanea Inglese - Italiano

Simultaneous translation Italian - English



## 10.00 - 13.00: BEST PAPER CONTEST for Ophthalmologists Under 40



**AWARDS COMMITTEE:** *W. Lisch (Germany), F. Passani (Carrara, MS), D. H. Scorsetti (Argentina), J. S. Weiss (USA)*

### 5' Opening remarks

*F. Passani (Carrara, MS)*

### 7' Assessment of the association between in vivo corneal biomechanical changes after collagen cross-linking and depth of demarcation line

*R. Vinciguerra, A. Tzamalís, V. Romano, E. M. Arbabi, M. Batterbury, S. B. Kaye (UK)*

### 7' Keratoconus progression in patients with allergy and elevate surface matrix mealloproteinase 9- point of care test

*S. A. Bagaglia, C. Mazzotta (Siena)*

### 7' Use of accelerated CXL in recurrent keratoconus (RKC) after keratoplasty

*G. Caldarella, E. Pedrotti, T. Cozzini, J. Bonetto, E. Bonacci, A. Galzignato, T. Merz, P. Talli, G. Marchini (Verona)*

### 7' Twelve months follow up of intrastromal keratoplasty: new prospectives for the treatment of keratoconus

*E. Bonacci, E. Pedrotti, J. Bonetto, T. Cozzini, G. Caldarella, A. Galzignato, T. Merz, P. Talli, G. Marchini (Verona)*

### 7' Mushroom-shaped femtolasers-assisted deep anterior lamellar keratoplasty: an ex vivo feasibility study

*A. De Rossi, J. Bonetto, E. Pedrotti, T. Cozzini, E. Bonacci, G. Caldarella, A. Galzignato, T. Merz, P. Talli, G. Marchini (Verona)*

**7' Corneal-wavefront PRK combined with corneal collagen****🏆 crosslinking in mild to moderate keratoconus**

*G. Caramello, R. R. Penna, A. S. Vaiano (Cuneo)*

**7' Intracameral mydriatic and anesthetic combination versus topical****🏆 eyedrops during cataract surgery: effects on the cornea and the ocular surface**

*M. Cennamo, E. Favuzza, G. Scali, R. Mencucci (Florence)*

**7' Riepitelialization and sub-basal nerves recovery following human****🏆 recombinant NGF in patients with neurotrophic keratopathy**

*T. Cozzini, E. Pedrotti, G. Caldarella, J. Bonetto, T. Merz, E. Bonacci, A. Galzignato, P. Talli, G. Marchini (Verona)*

**7' Corneal transplant surgery with grafts prepared by the first****🏆 Russian private eye bank "iLab": 5 years' experience**

*D. Dementiev, A. Shipunova, V. Veshchikova, A. Drakon (Russia)*

**7' Excision of the corneal endothelium in Fuchs syndrome****🏆 L. Landi, A. Grosso, M. Orione, M. Fioretto (Casale Monferrato, AL)****7' Toric IOL in keratoconus: visual outcomes and aberrometric results****🏆 A. Imburgia, G. L. Possati, C. Paci, R. Giorgetti, A. Mularoni (Rep. of San Marino)****7' UT-DSEK with Russian femto-laser system: transplant surface****🏆 quality and clinical outcomes**

*A. Pashtaey, B. Malyugin, S. Izmailova (Russia)*

**7<sup>9</sup> Repeatability and agreement of corneal parameters using two  
🏆 non-contact specular microscopes**

*A. A. Perrotta, L. Maranzana, R. Migliorini, P. Busatto (Pordenone)*

**7<sup>9</sup> Analysis of corneal endothelium and corneal densitometry in  
🏆 primary open angle glaucoma, pseudoexfoliation glaucoma and  
myopic and diabetic glaucomatous patients**

*R. Spinetta, T. Rolle, A. Fea, E. Malgieri, R. Nuzzi (Turin)*

**7<sup>9</sup> Donor cornea-scleral rim transplantation for severe medical  
🏆 resistant infectious corneal ulcer**

*O. Zaitadinova, A. Raschekov (Russia)*

**13.00-13.45 BREAK**





## 13.45 - 14.15: OPENING REMARKS



*V. Sarnicola (Grosseto), E. J. Holland (USA), C. Panico (Turin)*

### S.I.C.S.S.O. BOARD MEMBERS:

*G. Alessio (Bari), Al. Balestrazzi (Rome), L. Buzzonetti (Rome), E. Cantera (Rome), G. Marchini (Verona), R. Mencucci (Florence), A. Montericcio (Trapani), A. Mularoni (Rep. of San Marino), R. Protti (Domodossola - Verbania), N. Rosa (Salerno), L. Spadea (Rome), P. Vinciguerra (Milan)*

### 10' The evolution of corneal surgery in the last 20 years

*C. Panico (Turin)*

## 14.15 - 16.30: KEYNOTE LECTURES



**PRESIDENT:** *J. B. Rubenstein (USA)*

**PANEL:** *N. Afshari (USA), G. Marchini (Verona), N. Rosa (Salerno)*

### LIVE SURGERY - DALK

- **STREAMING FROM:** *Centro Abax (Cuneo) & Ospedale Oftalmico di Torino*
- **SURGEONS:** *G. Caramello (Cuneo), S. Shimmura (Japan)*
- **MODERATORS FROM OR:** *F. Aiello (Rome), P. Indemini (Cuneo), L. Mosca (Rome)*



### 9' DALK no limits

*P. Vinciguerra (Milan)*

### 9' Special indications for tectonic keratoplasty

*E. Balestrazzi (Rome)*

### 9' Ocular surface transplantation vs. keratoprosthesis

*E. J. Holland (USA)*

- 9' **Controversies in the diagnosis and management of ocular surface tumors**  
*K. A. Colby (USA)*
- 9' **Two rare hereditary corneal epithelial diseases-EREDS and Fabry's-diagnosis and more**  
*J. S. Weiss (USA)*
- 9' **Decisive diagnosis of certain corneal dystrophies by indirect illumination at the slit-lamp**  
*W. Lisch (Germany)*
- 9' **Anterior segment OCT for early diagnosis of keratoconus**  
*S. Yoo (USA)*
- 9' **Stem cell ophthalmology treatment study - Bone marrow derived stem cells in the treatment of Retinitis Pigmentosa**  
*J. N. Weiss (USA)*

**16.30-17.00 BREAK**



**17.00 - 19.00: OCULOPLASTY & OCULAR SURFACE**Symposium  in **PRESIDENTS:** *W. Lee (USA), G. Vadalà (Ivrea)***PANEL:** *L. Arturi (Turin), L. Bauchiero (Ivrea), C. Orione (Nizza Monferrato, AT), E. Polito (Siena), F. Trivella (Lucca)***LIVE SURGERY - OCULOPLASTY**

- **STREAMING FROM:** *Ospedale Oftalmico di Torino (Turin)*
- **SURGEONS:** *R. C. Kersten (USA), S. Bruschi (Turin)*
- **MODERATORS FROM OR:** *G. Aimino (Ivrea), C. Graziani (Turin)*

**10' Basic eyelid reconstruction after trauma or cancer removal***W. Lee (USA)***10' Common Eyelid Malpositions: Ectropion and Entropion***R. Migliardi (Turin)***10' Eyelid Retraction and Exposure Secondary to Exophthalmos***C. De Conciliis (Milan)***10' Floppy Eyelid Syndrome***F. Trivella (Lucca)***10' Giant Fornix Syndrome***R. C. Kersten (USA)***15' Live patient evaluation**Case Presenter: *G. Vadalà (Ivrea)***FREE EVENING, ENJOY TURIN**

## 08.30 - 10.00: KERATOCONUS: WHICH IS THE BEST THERAPY?



**PRESIDENTS:** *G. Caramello (Cuneo), L. Menabuoni (Prato)*

**ROUND TABLE:** *N. A. Afshari (USA), R. Barraquer (Spain), L. Mosca (Rome),  
D. H. Scorsetti (Argentina), P. Vinciguerra (Milan)*

### CASE DISCUSSION: How to select the proper treatment



#### Interactive clinical cases

Audience response system

5' Clinical case 1

5' Clinical case 2

5' Clinical case 3

### LIVE SURGERY - CONSERVATIVE SURGERY FOR KERATOCONUS

- **STREAMING FROM:** *Ospedale Oftalmico di Torino (Turin)*
- **SURGEONS:** **cTen™ + CXL transepithelial low invasive corneal regularization**  
*L. Spadea (Rome)*  
**INTRASTROMAL CORNEAL RINGS (ISCR)**  
*A. Bellone (Turin), A. Mularoni (Rep.of San Marino)*
- **MODERATORS FROM OR:** *C. Mazzotta (Siena), P. Rosetta (Milan),  
V. Sarnicola (Grosseto),*



**10.00 - 11.00: DALK & LIVE SURGERY**

**PRESIDENT:** *E. J. Holland (USA)*

**ROUND TABLE:** *A. Galan (Padua), T. Katamish (Egypt), W. B. Lee (USA), J. Shimazaki (Japan), S. Shimmura (Japan), M. Terry (USA), P. Vinciguerra (Milan)*

**LIVE SURGERY - DALK**

- **STREAMING FROM:** *Ospedale Oftalmico di Torino (Turin)*
- **SURGEON:** *R. Fogla (India)*
- **MODERATOR FROM OR:** *A. Mularoni (Rep. of San Marino)*

**12' DALK surgical anatomy and new acronym: Dua Layer, DALK, STALK, TALK**

*V. Sarnicola (Grosseto)*

**12' Clinical and surgical applications of “pre-Descemets layer”**

*H. S. Dua (UK)*

**11.00-11.30 BREAK**

## MEETING HIGHLIGHT

### 11.30 - 12.30: NEUROTROPHIC KERATOPATHY & LIVE SURGERY



**PRESIDENT:** *R. Mencucci (Florence)*

**ROUND TABLE:** *P. Aragona (Messina), E. J. Holland (USA), R. Protti (Domodossola - Verbania)*

### LIVE SURGERY - TARSORRHAPHY

- **STREAMING FROM:** *Ospedale Oftalmico di Torino (Turin)*
- **SURGEON:** *W. Lee (USA)*
- **MODERATOR FROM OR:** *D. Schiano Lomoriello (Rome)*



**10'** Neurotrophic ulcer: diagnosis and treatment

*M. Rolando (Genoa)*

**30'** ROUND TABLE CASES DISCUSSION

## MEETING HIGHLIGHT

### 12.30 - 13.15: MEDAL LECTURES 2019



**FACULTY:** *R. Barraquer (Spain), D. Dementiev (Italy - Russia), R. Fogla (India), E. J. Holland (USA), V. Sarnicola (Grosseto), M. Terry (USA)*

**3' PRESENTER:** *J. B. Rubenstein (USA)*

**15' Eye banking and new corneal surgeries,  
what we have and what we need**  
**MARIAN S. MACSAI (USA)**

**3' PRESENTER:** *W. B. Lee (USA)*

**15' Prevention and management of corneal  
transplant – related infections**  
**ELMER Y. TU (USA)**



### S.I.C.S.S.O. CAREER AWARDS

**Local Organizer:** *C. Panico (Turin)*

**Scientific Secretariat Coordinator:** *R. Protti (Verbania - Domodossola)*

*Emilio Balestrazzi (Rome)*

*Luigi Bauchiero (Ivrea)*

*Guido Caramello (Cuneo)*

*Francesco Montrone (Bari)*





## MARIAN S. MACSAI (USA)



*Medal Lecture 2019*

### **"Eye banking and new corneal surgeries, what we have and what we need"**

Dr. Macsai is the chief of the Division of Ophthalmology for NorthShore University HealthSystem and clinical professor of ophthalmology at the University of Chicago, Pritzker School of Medicine. She is the past President of the Cornea Society as well as past Chair of the Eye Bank Association of America. She has been active in eye banking at the national level for over 20 years.

Dr. Macsai is a board-certified ophthalmologist with fellowship training in cornea and refractive surgery. Her areas of specialties include corneal transplants, refractive surgery, cataracts, as well as medical and surgical treatment of diseases of the external eye. Dr. Macsai is a member of the American Ophthalmologic Society with thesis and serves as an examiner for the American Board of Ophthalmology. She has served on the Food and Drug Administration Ophthalmic Devices Panel and currently serves on the Advisory Committee on Blood and Tissue Safety and Availability (ACBTSA) as well as serving on the World Health Organization Biovigilance and Surveillance Committee.

She is nationally recognized as an expert in the fields of refractive and corneal surgery and has served as a guest speaker and visiting professor at numerous academic institutions, both in the United States and Internationally.

She has been the recipient of numerous honors and awards including the Paton Award, Distinguished Contributions in Medicine Award, and other outstanding teaching and education awards. She was Eversight's Gift of Sight Honoree in 2016. In 2017, she received the Lifetime Achievement Award from the American Academy of Ophthalmology.

She serves on the executive editorial board of the journal *Cornea*, and has edited the textbooks series *Rapid Diagnosis in Ophthalmology* and *Ophthalmic Microsurgical Suturing Techniques*. Most recently her article, *The use of Topical Rho kinase Inhibitors in the Treatment of Fuchs Dystrophy after Descemets Stripping* Only is in publication.





## ELMER Y. TU (USA)



*Medal Lecture 2019*

### "Prevention and management of corneal transplant – related infections"

Elmer Y. Tu, MD is a Professor of Clinical Ophthalmology and Director of the Cornea and External Disease Section of the Department of Ophthalmology and Visual Sciences, University of Illinois College of Medicine, Chicago, Illinois. He received a BS in Chemistry from the University of Miami in 1984 and an MD from the University of Miami School Of Medicine in 1988. He completed an Ophthalmology residency at the University of Wisconsin, Madison in 1992 and a fellowship in Cornea and External Disease at the Bascom Palmer Eye Institute in 1993. He was formerly Director of the Corneal and External Disease Section, Department of Ophthalmology, University of Texas Health Science Center- San Antonio, San Antonio, Texas until 1999 and served as Residency Program Director. His areas of research interest involve infectious and inflammatory diseases of the ocular surface, contact lens safety, corneal surgery and eye banking.

Dr. Tu is a recipient of both an American Academy of Ophthalmology Achievement Award and 2 Secretariat Awards. He was elected to the Alpha Omega Alpha Honor Society and has been listed an expert consultant to the FDA Ophthalmic Devices Panel. He serves on the AUPO Fellowship Compliance Committee and previously served on the American Academy of Ophthalmology Basic and Clinical Science Course Cornea/External Disease Subcommittee and Knowledge Base-Cornea/External Disease-Panel Subcommittee. He currently serves as President of the Cornea Society and is a past President of the Ocular Microbiology and Immunology Group. He is an Executive Editor for Cornea and External Diseases for the American Journal of Ophthalmology, served as a Section Editor of the AAO publication, Focal Points, and is a member of the Editorial Board of the subspecialty journals Cornea and Eye and Contact Lens. He performs peer review on a regular basis for numerous national and international journals. He has also received numerous teaching awards, presented numerous national, named and international invited lectures and has been listed as a Best Doctor in America for over 15 years. In total, he has over 100 book chapters, peer-reviewed manuscripts, and abstracts in publication.

13.15-15.00 LUNCH BREAK



## S.I.C.S.S.O. Lunch at Bolaffi Via Cavour, 17 - Torino

follow the balloons



**13.30 - 15.00 LUNCH COURSE** 

Invited by

**ROOM MOLLINO (FLOOR -1)****LASER REGULARIZATION & CXL COMBINED TECHNIQUE TO TREAT ECTASIA**

---

- 10'**    **Corneal Ectasia: when and which surgery**  
*V. Sarnicola (Grosseto)*
- 10'**    **Corneal biodynamics related to the combined technique**  
*G. D'Ippolito (Taranto)*
- 10'**    **Refractive contribution of posterior corneal surface**  
*G. Alessio (Bari)*
- 10'**    **Clinic diagnosis of corneal ectatic disorders**  
*L. Spadea (Rome)*
- 10'**    **Instrumental diagnosis of corneal ectatic disorders**  
*A. Mularoni (Rep. of San Marino)*
- 10'**    **The demarcation line as crosslinking performance indicator**  
*C. Mazzotta (Siena)*
- 10'**    **Planning and follow-up of the combined technique treatments**  
*G. Mulé (Trento)*
- 20'**    **iVis Suite combined technique Wet Lab – iVis Team**

**15.00 - 16.15: INFECTIONS & LIVE SURGERY**

**PRESIDENT:** *E. Y. Tu (USA)*

**PANEL:** *An. Balestrazzi (Grosseto), R. Barraquer (Spain), G. Marchini (Verona), R. Mencucci (Florence)*

**LIVE SURGERY - DMEK**

- **STREAMING FROM:** *Ospedale Oftalmico di Torino (Turin)*
- **SURGEONS:** *F. Price (USA), M. Terry (USA)*
- **MODERATORS FROM OR:** *F. Aiello (Rome), W. B. Lee (USA)*

**8' Clinical case**

*P. Rosetta (Milan)*

**8' Clinical case**

*C. Sarnicola (Turin)*

**10' Prophylaxis in ophthalmic surgery**

*V. Sarnicola (Grosseto)*

**16.15 - 17.05: LECTURES & LIVE SURGERY**

**PRESIDENT:** *A. Mularoni (Rep. of San Marino)*

**PANEL:** *N. A. Afshari (USA), M. Balidis (Greece), M. O. Price (USA), J. S. Weiss (USA), S. Yoo (USA)*

**LIVE SURGERY - PTERYGIUM**

- **STREAMING FROM:** *Ospedale Oftalmico di Torino (Turin)*
- **SURGEON:** *R. Protti (Domodossola - Verbania)*
- **MODERATOR FROM OR:** *A. Montericcio (Trapani)*

**9' Dry eye and gastroesophageal reflux disease**

*M. Rolando (Genoa)*

**9' Differential diagnosis of bilateral corneal opacities of unknown origin**

*W. Lisch (Germany)*

**9' Sequential customized therapeutic keratectomy for superficial corneal dystrophies: long-term follow up**

*P. Vinciguerra, F. Camesasca (Milan), R. Vinciguerra (UK)*

**17.05-17.30 BREAK**

**17.30 - 19.00: OCULAR SURFACE RECONSTRUCTION****PRESIDENT:** *J. B. Rubenstein (USA)***PANEL:** *K. A. Colby (USA), A. Scialdone (Milan), J. Shimazaki (Japan)***LIVE SURGERY - CONJUNCTIVAL LIMBAL AUTOGRAFT & AMNIOTIC MEMBRANE TRANSPLANTATION**

- **STREAMING FROM:** *Ospedale Oftalmico di Torino (Turin)*
- **SURGEONS:** *E. J. Holland (USA), W. B. Lee (USA)*
- **MODERATORS FROM OR:** *M. Messina (Perugia), R. Vinciguerra (UK)*


- 9' **Indications, contraindications and complications of keratoprosthesis**  
*J. B. Rubenstein (USA)*
- 9' **Techniques of limbal stem cell transplantation: which one and for which patient**  
*E. Sarnicola (Turin)*
- 9' **Long-term outcomes of ocular surface limbal stem cell transplantation**  
*A. Y. Cheung (USA)*
- 9' **Confocal microscopy findings after Simple Limbal Epithelial Transplantation (SLET): our prospective case series**  
*E. Pedrotti, E. Bonacci, J. Bonetto, G. Caldarella, T. Cozzini, A. Galzignato, G. Marchini, T. Merz, P. Talli (Verona)*
- 9' **Regeneration of conjunctiva in ocular surface reconstruction**  
*S. Ferrari (Mestre, VE)*
- 9' **Effects of amniotic membrane extract on human corneal epithelial and limbal cells**  
*E. Ghinelli (Verona)*



# S.I.C.S.S.O. SOCIAL DINNER

book your ticket → [www.sicssso.org/2019](http://www.sicssso.org/2019)

Location:  
**PALAZZO REALE**  
Turin



**08.15 - 10.00: INNOVATIONS**

**PRESIDENT:** *F. Faraldi (Turin)*

**PANEL:** *M. Balidis (Greece), C. Cagini (Perugia), D. Schiano Lomoriello (Rome), R. Vinciguerra (UK)*

- 6'** **Donor characteristics affecting the creation of PDEK grafts.  
A story of bubbles**  
*M. Tsatsos (UK), S. Jacob (India)*
- 6'** **First step in developing a gene therapy for aniridia related keratopathy**  
*C. E. Willoughby (UK)*
- 6'** **Femtosecond Laser - assisted intrastromal corneal segment implantation -  
my experience and new ring designs for the treatment of Keratoconus**  
*T. N. Castro, J. Fagundes, D. Antunes (Brazil)*
- 6'** **Keraring implantation using the Zeiss Visumax femtosecond laser in  
patients with moderate keratoconus**  
*U. De Sanctis, P. Giovinazzo, C. Tosi (Turin)*
- 6'** **The Role of Intra-operative Optical Coherence Tomography (i-OCT)  
in Cornea Transplant Surgeries - case series presentation**  
*O. M. Moraru, C. Moraru (Romania)*
- 6'** **Damaged flap in femtoLASIK ... "all is not lost"**  
*Al. Balestrazzi (Rome)*
- 6'** **Comparison between homologous serum eye drops and platelet-rich  
plasma eye drops as treatment for dry eye disease**  
*L. Bergamo, M. Passilongo, A. Lovisi, M. Colosio, F. Romanelli (Trento)*



- 6' Deep anterior lamellar keratoplasty using the "small bubble" technique: our experience**  
*G. L. Biletta, L. Dallorto, R. Orsi (Aosta)*
- 6' Centripetal dissection in deep anterior lamellar keratoplasty: a rescue technique for pre or intraoperative Descemet's Membrane tears**  
*M. B. Goweida (Egypt)*
- 6' The antibacterial action of ozonized lipids in eye drops**  
*G. Grandi, R. Cipriani, A. Barbui, R. Cavallo (Turin)*
- 6' New Surgical improvements in the Peeling Off technique for a safe and reproducible DALK. One year experience**  
*E. S. Malbran, M. J. Malbran (Argentina)*
- 6' Descemetorhexis and Ripasudil for the treatment of Fuchs Endothelial Dystrophy: preliminary results**  
*L. Rania, A. Imburgia, A. Mussoni (Rep. of San Marino)*
- 8' A novel method to assess the refractive contribute of the epithelium by means of the radial thickness gradient**  
*G. Mulè (Trento)*
- 8' The therapeutical management of subclinical inflammation in ocular surface diseases.**  
*S. Barabino (Milan)*

**10.00 - 11.30: DMEK ROUND TABLE**

**PRESIDENT:** *M. Terry (USA)*

**ROUND TABLE:** *R. Fogla (India), V. Maurino (UK), F. Price (USA)*

**LIVE SURGERY - DMEK 2D VS 3D**

- **STREAMING FROM:** *Ospedale Oftalmico di Torino (Turin)*
- **SURGEONS:** *V. Sarnicola (Grosseto), M. D. Straiko (USA)*
- **MODERATORS FROM OR:** *A. Mularoni (Rep. of San Marino), P. Rosetta (Milan)*

**30' ROUND TABLE DISCUSSION**

- 8'** **50 years old person comes in with dense confluent guttae, no obvious edema of cornea, early but mild cataract, and wants multifocal IOL**  
*M. O. Price (USA)*

## 11.30 - 13.30: FOCUS ON ENDOTHELIUM: LIVE DMEK & PATIENTS EVALUATION



**PRESIDENT:** *M. S. Macsai (USA)*

**PANEL:** *R. Fogla (India), R. Mencucci (Florence), J. B. Rubenstein (USA), V. Sarnicola (Grosseto), S. Shimmura (Japan), E. Y. Tu (USA)*

### LIVE SURGERY - DMEK

- **STREAMING FROM:** *Ospedale Oftalmico di Torino (Turin)*
- **SURGEONS:** *G. Alessio (Bari), V. Maurino (UK)*
- **MODERATORS FROM OR:** *A. Mularoni (Rep. of San Marino), S. Sbordone (Naples)*



#### 9' Novel therapies for Fuchs dystrophy

*K. A. Colby (USA)*

#### 9' New horizons in Fuchs dystrophy: cell regeneration & gene editing

*N. A. Afshari (USA)*

#### 9' Endothelial decreases following corneal transplantation: possible involvement of altered anterior chamber microenvironment

*J. Shimazaki (Japan)*

#### 9' Rho kinase inhibitor assisted DMEK, early clinical outcomes

*M. D. Straiko (USA)*

#### 15' LIVE PATIENT EVALUATION: CASE 1

**Case presenter:** *L. Bauchiero (Ivrea)*

#### 15' LIVE PATIENT EVALUATION: CASE 2

**Case presenter:** *E. Sarnicola (Turin)*

**13.30 - 13.45: S.I.C.S.S.O. AWARD CEREMONY**

**FACULTY:** *V. Maurino (UK), C. Panico (Turin), V. Sarnicola (Grosseto)*  
**AWARDS COMMITTEE:** *W. Lisch (Germany), F. Passani (Carrara, MS), D. H. Scorsetti (Argentina), J. S. Weiss (USA)*

*The authors of the Best Oral Communication, Best Poster, Most Original Oral Communication, Most Original Poster and Best Video will be awarded.*



**BEST ORAL PRESENTATION**  
**BEST POSTER**  
**MOST ORIGINAL ORAL PRESENTATION**  
**MOST ORIGINAL POSTER**  
**BEST VIDEO**



CLINICA degli OCCHI  
**SARNICOLA**

IMO  
 instituto de  
 microcirugia  
 ocular

Moorfields  
 Eye Hospital **NHS**  
 NHS Foundation Trust

# **CORSI BASE IN LINGUA ITALIANA BASIC COURSES IN ITALIAN LANGUAGE**

---

Sala 2 Sella  
Room 2 Sella



**INGRESSO GRATUITO - MAX 50 PARTECIPANTI**

**FREE ENTRANCE - MAX 50 ATTENDEES**

## 14.30 - 16.00: CHERATITE ERPETICA

SALA SELLA



**PRESIDENTS:** *L. Menabuoni (Prato), E. Sarnicola (Turin)*

**PANEL:** *An. Balestrazzi (Grosseto), E. Favuzza (Florence)*

**15'** **Classificazione e trattamento della cheratite erpetica**

*C. Sarnicola (Turin)*

**15'** **Profilassi delle recidive: evidenze della letteratura**

*M. Messina (Perugia)*

**15'** **Cheratopatia neurotrofica posterpetica: diagnosi e trattamento**

*R. Napolitano (Rome)*

**15'** **Chirurgia degli esiti**

*A. Galan (Padua)*

**15'** **Casi clinici**

*E. Sarnicola (Turin)*

Q&A

## 17.00 - 19.00: CHERATITI MICROBICHE

### SALA SELLA



**PRESIDENTS:** *R. Mencucci (Florence), L. Spadea (Rome)*

**PANEL:** *C. Cagini (Perugia), R. Fasciani (Rome), M. Messina (Perugia)*

**12'** **La flora batterica oculare: il buono, il brutto, il cattivo**

*N. Ciccone (Florence)*

**12'** **Epidemiologia delle infezioni corneali**

*E. Cantera (Rome)*

**12'** **Come varia l'approccio diagnostico nelle varie infezioni**

*D. Schiano Lomoriello (Rome)*

**12'** **Quando i conti non tornano: Cheratiti atipiche**

*R. Mencucci, E. Favuzza (Florence)*

**12'** **Terapia medica**

*P. Aragona (Messina)*

**12'** **Farmacoresistenza**

*N. Cardascia (Bari)*

**12'** **Terapia chirurgica: precoce, tardiva, a caldo**

*L. Spadea (Rome)*

Q&A

**08.30 - 09.30: PTERIGIO**

SALA SELLA

**PRESIDENT:** *R. Nuzzi (Turin)***PANEL:** *C. Macaluso (Parma), P. Michieletto (Rome), F. Montrone (Bari), R. Protti (Turin)***10' Tecniche chirurgiche a confronto: review della letteratura***R. Napolitano (Rome)***10' Autotrapianto e sangue autologo***J. Suvira (India)***10' Autotrapianto e colla di fibrina***A. Montericcio (Trapani)***10' Chirurgia delle recidive***A. Scialdone (Milan)*

Q&amp;A



**09.30 - 11.00: OCCHIO SECCO**

SALA SELLA

**PRESIDENT:** *C. Orione (Nizza Monferrato, AT)***PANEL:** *E. R. Antoniazzi (Pavia), P. Aragona (Messina), M. R. Astori (Alessandria), F. Faraldi (Turin)*

**9'** **Malattia dell'occhio secco e necessità di una gestione a lungo termine del paziente**

*M. Rolando (Genoa)*

**9'** **Il Dry Eye da MGD**

*C. Orione (Nizza Monferrato, AT)*

**9'** **Ghiandole di meibomio e la loro funzionalità: quali caratteristiche ha il sostituto lacrimale ideale?**

*E. Miserocchi (Milan)*

**9'** **Luce pulsata e occhio secco: indicazioni e risultati**

*L. Vigo (Milan)*

**9'** **Acido ialuronico nano-crosslinkato e sindrome di Sjogren**

*G. Torroni (Orvieto, TR)*

**9'** **L'evoluzione delle terapie future nel Dry Eye**

*L. Marino (Milan)*

Q&amp;A

**15.00 - 16.00: CHERATOCONO E CXL****SALA SELLA**

**PRESIDENTS:** *Al. Balestrazzi (Rome), N. Rosa (Salerno)*

**PANEL:** *M. Campanelli (Milan), E. Cantera (Rome)*

**8'** **Come fare una corretta diagnosi**

*R. Vinciguerra (UK)*

**8'** **Come e quando trattare il cheratocono: indicazioni e timing dei trattamenti disponibili**

*P. Rosetta (Milan)*

**8'** **Iontoforesi in luce pulsata e fluenza ottimizzata: come incrementare l'efficienza del CXL transepiteliale**

*C. Mazzotta (Siena)*

**8'** **Custom fast: una nuova strategia per il CXL transepiteliale**

*L. Spadea (Rome)*

**8'** **CXL epi-off in cornee sottili**

*C. Cagini (Perugia)*

**8'** **CXL, complicanze zero?**

*L. Buzzonetti (Rome)*

Q&A

## 16.00 - 17.05: DMEK

### SALA SELLA



**PRESIDENTS:** *V. Maurino (UK), L. Mosca (Rome)*

**PANEL:** *S. Lippera (Fabriano, AN), R. Nuzzi (Turin), S. Sbordone (Naples)*

**10' Il donatore: caratteristiche ideali e preparazione**

*A. Ruzza (Mestre, VE)*

**10' DMEK: tecnica base e casi complessi**

*V. Maurino (UK)*

**10' DMEK: tecnica cannula assistita**

*L. Mosca (Rome)*

**10' Complicanze intra e postoperatorie**

*F. Aiello (Rome)*

**10' Come prepararsi ad affrontare il primo caso**

*E. Sarnicola (Turin)*

Q&A

**17.30 - 19.00: DALK****SALA SELLA**

**PRESIDENTS:** *A. Galan (Padua), G. Marchini (Verona)*

**PANEL:** *G. Caramello (Cuneo), M. Fioretto (Casale Monferrato, AL),  
C. Macaluso (Parma)*

**15' DALK Big Bubble**

*C. Sarnicola (Turin)*

**15' DALK manuale: tecniche e risultati**

*L. Mosca (Rome)*

**15' DALK Femto-assistita**

*L. Buzzonetti (Rome)*

**15' Gestione delle complicanze**

*P. Vinciguerra (Milan)*

**15' Casi particolari**

*D. Schiano Lomoriello (Rome)*

Q&A

# COMMENTED VIDEO SESSION

---

Sala 2 Sella  
Room 2 Sella



**8.15 - 10.00 Saturday 29<sup>th</sup>**  
ENGLISH LANGUAGE ONLY

**Vote for the "Best Video" award**  
using the S.I.C.S.S.O. App  
by Saturday 29<sup>th</sup> 11.00

**The winner will be awarded in the main  
room on Saturday 29<sup>th</sup> at 13.30**

## 08.15 - 10.00: COMMENTED VIDEO SESSION

---

**PRESIDENT:** *R. Mencucci (Florence)*

**PANEL:** *N. Afshari (USA), A. Y. Cheung (USA), M. Fioretto (Casale Monferrato, AL), E. Pedrotti (Verona)*

- 5' Unexpected intraoperative surprises in PK after severe contact lens related corneal infection**  
*Al. Balestrazzi (Rome)*
- 5' Manual layer by layer dissection DALK after blood impregnation at the host donor interphase after lamellar keratoplasty in keratoconus**  
*M. J. Malbran, E. S. Malbran, N. Szuster (Argentina)*
- 5' How to deal with intraoperative complications in DALK**  
*S. Coscarelli (Brazil)*
- 5' DALK off-limits**  
*A. Galan (Padua)*
- 5' Posterior Lamellar Keratoplasty (DMEK, DSAEK) in association with mini-invasive techniques for care of complex cases**  
*S. Lippera, P. Ferroni, G. Pallotta, S. Morodei (Fabriano, AN), L. Lombardi, M. Sbrocca (Senigallia, AN), L. Mercanti (Fabriano, AN), A. Iannone (Perugia), M. Corneli (Fabriano, AN)*
- 5' Tectonic PK for ocular reconstruction in case of necrotic nodular scleritis**  
*L. Mosca, L. Guccione, U. De Vico, C. Manganelli (Rome)*
- 5' Robotic arm for the remote control of corneal welding in Keratoplasty**  
*L. Menabuoni (Prato)*
- 5' DALK in young patients with advanced keratoconus**  
*U. Mignone, C. Zampaglione, G. A. Demarie, L. Chiadò Piat (Ivrea, TO)*
- 5' Combining PK and complicated open sky cataract removal on eye affected by primary corneal graft failure**  
*S. Sbordone (Naples)*
- 5' DSAEK in complex case and risks for complications**  
*M. D. Straiko (USA)*
- 5' The Dark Side of DMEK: Complications of DMEK**  
*M. Terry (USA)*
- 5' Endothelial keratoplasty without iris support in complicated cases**  
*M. Zagari, S. Zagari (Catania)*
- 5' DALK layer by layer**  
*J. Santos Paranhos (Brazil)*

# POSTERS

---










## Poster Area












Poster presentation is scheduled on Thursday 27th from 16.30 to 17.30

Poster authors are kindly requested to stand next to their poster during this time in order to answer to possible questions, especially for those who are candidates for the S.I.C.S.S.O. awards.

**AWARDS COMMITTEE: W. Lisch (Germany), F. Passani (Carrara, MS), D. H. Scorsetti (Argentina), J. S. Weiss (USA)**

- 1) **Autologous serum in neurotrophic keratopathy management, 1 year follow up**  
 *S. A. Bagaglia (Siena), S. Zuccarini, A. Crisà (Florence), F. Martino, C. Mazzotta (Siena)*
- 2) **In vivo confocal microscopy and as-oct evaluatios of corneal neurotization in neurotrophik ulcer by one stage technique in combination with facial reanimation with second division of trigeminal nerve, 2 years follow up**  
 *S. A. Bagaglia, P. Gennaro (Siena)*
- 3) **Vitamin A deficiency: so simple, so dramatic**  
 *M. Bertolotto (Novi Ligure, Casale Monferrato, AL), D. Rolle, L. Landi, E. Contini, I. Scatassi, D. Contursi, G. Casu, L. Zucca, M. Fioretto (Casale Monferrato, AL)*
- 4) **Penetrating keratoplasty: an obsolete procedure?**  
 *G. L. Biletta, L. Dallorto, R. Orsi (Aosta)*
- 5) **Acute endophthalmitis post dsaek from enterococcus faecium**  
 *E. Contini, M. Orione (Casale Monferrato, AL), G. Grandi (Turin), D. Rolle, R. Cipriani (Turin), M. Fioretto (Casale Monferrato, AL)*
- 6) **Corneal Melting after Collagen Cross-Linking for Keratoconus in Patient underwent Varicella revaccination: A Case Report**  
 *D. Dementiev, A. Shipunova, V. Veshchikova, A. Drakon (Russia)*
- 7) **Bacterial Isolates and Antimicrobial Susceptibility Pattern of Microbial Keratitis at a Tertiary Referral Hospital in the South of Italy: a Retrospective Study**  
 *F. D'Oria, S. Guerriero, T. Rizzo, R. A. Monno, A. Di Caro, G. Alessio (Bari)*
- 8) **Comparative TEM Morphological and Proliferative studies on ex vivo (culture) AKU human anterior lens epithelial cells**  
 *M. V. Greco, G. Greco, L. Millucci, A. Santucci (Siena)*
- 9) **Evaluation of epithelial thickness map in keratoconus with two different technologies: Precisio (Ligi) vs MS 39 (CSO)**  
 *A. Imburgia, E. B. Marcheggiani, C. Paci, R. Giorgetti, V. Ravagli, A. Mularoni (Rep. of San Marino)*



- 10) Evaluation of conjunctival healing with confocal microscopy after pterygium surgery**  
 *K. Mularoni, L. Rania, A. Imburgia, L. Bacciocchi, F. Gaudenzi, A. Mularoni (Rep. of San Marino)*
- 11) Corneal ultrastructural modifications after therapy with Cenegermin eye drops for the treatment of moderate-severe neurotrophic keratopathy**  
 *E. Forbice, L. Napoli, F. Semeraro (Brescia)*
- 12) New customized rings for corneal regularization in corneal ectasia: long-term results**  
 *L. Rania, E. B. Marcheggiani, V. Ravagli, G. Mussoni, A. Mularoni (Rep. of San Marino)*
- 13) Regeneration and functional reactivation of corneal nerves: new therapeutic opportunities**  
 *R. Spinetta, R. Nuzzi (Turin)*
- 14) Femtosecond laser-assisted Keratotomy for postKeratoplasmy astigmatism correction: a predictive regression algorithm based on vector analysis.**  
 *M. E. Toro, L. Mosca, L. Guccione, U. De Vico (Rome), O. Caporossi (Prato), R. Fasciani, A. Caporossi (Rome)*
- 15) Comparison of different suture techniques in Penetrating Keratoplasty: a report of our experience**  
 *F. Tridico, R. Nuzzi (Turin)*
- 16) Pre and Post-Operative Subconjunctival Bevacizumab Injections for preventing primary Pterygium recurrence. Report on our experience**  
 *F. Tridico, R. Nuzzi (Turin)*
- 17) Long-Term follow up for corneal neovascularization treated with bevacizumab intrastromal injections before high risk penetrating keratoplasty**  
 *P. Ducange, T. Verdina, C. Peppoloni, M. C. Bigliardi, G. M. Cavallini (Modena)*
- 18) Reducing Invasiveness in the Treatment for Highly Irregular Corneas: Sequential Customized Therapeutic Keratectomy**  
 *R. Vinciguerra (UK), F. Camesasca, P. Vinciguerra (Milan)*

**19) A proposal for reconstruction the inferior eyelid posterior lamella with INTEGRA®: a case report**



*L. Arturi, D. Turco, V. Belcastro, C. Panico (Turin)*

**20) Corneal Sheimpflug camera evaluation in patients affected by cystinosis. Preliminary data**



*L. Buzzonetti, M. Federici (Rome)*

**21) Corneal burn management in pediatric patient: case report**



*L. Buzzonetti, M. Federici (Rome)*



**Candidates for S.I.C.S.S.O. Award contest  
for ophthalmologists under 40**

**22) Iontophoresis epithelium-off corneal cross-linking for progressive keratoconus: preliminary results**

*A. Laborante, M. Colasante, G. D'Amato, E. Mazzilli (San Giovanni Rotondo, FG)*

**23) Descemet's Membrane Endothelial Keratoplasty: clinical results and graft survival during a surgical learning curve of "no-touch" technique**

*T. N. Castro, J. Fagundes, D. Antunes (Brazil)*

**24) Long term results of preconditioning treatment with bevacizumab in high risk patients**

*A. Caristia, R. Fasciani, L. Mosca, A. Caporossi (Rome)*

**25) The role of ozone delivered by liposomes in the therapy of infectious and skin-regenerating ocular surface**

*G. Carlini (Naples), A. Cutarelli, F. Garofalo, L. Biondi (Portici, NA),  
L. Altucci, A. Nebbioso, F. Sarno, F. Corrado (Naples)*

**26) UT-DSAEK in an aphakic patient affected by bullous keratopathy: which is the safe procedure?**

*A. M. Comoli, V. Belloli (Borgomanero, NO)*

- 27) Efficiency of a disposable glass canula for graft injection during DMEK**  
*U. De Sanctis, S. Moschini, F. Bergamini (Turin)*
- 28) Topography-guided transepithelial photorefractive keratectomy to regularize corneal surface in a pre-treated patient with RK**  
*S. Giugno, V. Occhipinti (Niscemi, CL)*
- 29) Neurotrophic Keratopathy treatment in preterm associated with Goldenhar's syndrome. Case report**  
*P. Indemini, M. Leto, A. S. Vaiano (Cuneo)*
- 30) Identification of Mutations in the PRDM5 Gene in Brittle Cornea Syndrome**  
*L. Lapenna, E. Albè, E. Ponzi, R. Ficarella, M. Gentile, A. Acquaviva (Bari)*
- 31) Necrotizing Keratitis complicated with Choroidal detachment**  
*F. Machetta, R. Protti, E. Sarnicola, C. Panico, F. Raveggi (Turin)*
- 32) Prevalence of Ocular Surface Disease (OSD) in patients with Extraesophageal reflux syndrome**  
*D. Mandolesi, A. Ioannou, F. Bazzoli, F. Torresan (Bologna)*
- 33) Black pinhole sulcus implantation for both high and irregular astigmatism: a case series**  
*F. Massignan, A. Galan (Padua)*
- 34) Ophthalmological experience in Alessandria Hospital: an up to 10-year retrospective study of documented ocular GVHD cases**  
*M. R. Astori, D. Dolcino, L. Brusasco (Alessandria)*

## SPEAKERS, PANELISTS, and AUTHORS

- A. Acquaviva, Bari*  
*N. Afshari, USA*  
*F. Aiello, Rome*  
*G. Aimino, Ivrea (TO)*  
*E. Albé, Bari*  
*G. Alessio, Bari*  
*L. Altucci, Naples*  
*F. Anselmino, Turin*  
*M. R. Antoniazzi, Pavia*  
*D. Antunes, Brazil*  
*P. Aragona, Messina*  
*E. M. Arbabi, UK*  
*L. Arturi, Turin*  
*M. R. Astori, Alessandria*  
*L. Bacciocchi, Republic of San Marino*  
*S. A. Bagaglia, Siena*  
*Al. Balestrazzi, Rome*  
*An. Balestrazzi, Grosseto*  
*E. Balestrazzi, Rome*  
*M. Balidis, Greece*  
*S. Barabino, Milan*  
*A. Barbui, Turin*  
*R. Barraquer, Spain*  
*M. Batterbury, UK*  
*L. Bauchiero, Ivrea (TO)*  
*F. Bazzoli, Bologna*  
*V. Belcastro, Turin*  
*V. Belloli, Borgomanero (NO)*  
*A. Bellone, Turin*  
*F. Bergamini, Turin*  
*L. Bergamo, Trento*  
*M. Bertolotto, Novi Ligure, Casale Monferrato (AL)*  
*M. C. Bigliardi, Modena*  
*G. L. Biletta, Aosta*  
*L. Biondi, Portici (NA)*  
*E. Bonacci, Verona*  
*J. Bonetto, Verona*
- L. Brusasco, Alessandria*  
*S. Bruschi, Turin*  
*P. Busatto, Pordenone*  
*L. Buzzonetti, Rome*  
*C. Cagini, Perugia*  
*G. Caldarella, Verona*  
*F. Camesasca, Milan*  
*M. Campanelli, Milan*  
*E. Cantera, Rome*  
*A. Caporossi, Rome*  
*O. Caporossi, Prato*  
*G. Caramello, Cuneo*  
*N. Cardascia, Bari*  
*A. Caristia, Rome*  
*G. Carlini, Naples*  
*T. N. Castro, Brazil*  
*G. Casu, Casale Monferrato (AL)*  
*G. M. Cavallini, Modena*  
*R. Cavallo, Turin*  
*M. Cennamo, Florence*  
*A. Y. Cheung, USA*  
*L. Chiadò Piat, Ivrea (TO)*  
*N. Ciccone, Florence*  
*R. Cipriani, Turin*  
*M. Colasante, San Giovanni Rotondo (FG)*  
*K. A. Colby, USA*  
*M. Colosio, Trento*  
*A. M. Comoli, Borgomanero (NO)*  
*E. Contini, Casale Monferrato (AL)*  
*D. Contursi, Casale Monferrato (AL)*  
*M. Corneli, Fabriano (AN)*  
*F. Corrado, Naples*  
*S. Coscarelli, Brazil*  
*T. Cozzini, Verona*  
*A. Crisà, Florence*  
*A. Cutarelli, Portici (NA)*  
*G. D'Amato, San Giovanni Rotondo (FG)*

## SPEAKERS, PANELISTS, and AUTHORS

- G. D'Ippolito, Taranto*  
*F. D'Oria, Bari*  
*L. Dallorto, Aosta*  
*G. Dapavo, Turin*  
*S. De Cillà, Novara*  
*C. De Conciliis, Milan*  
*A. De Rossi, Verona*  
*U. De Sanctis, Turin*  
*U. De Vico, Rome*  
*G. A. Demarie, Ivrea (TO)*  
*D. Dementiev, Russia*  
*A. Di Caro, Bari*  
*D. Dolcino, Alessandria*  
*A. Drakon, Russia*  
*H. S. Dua, UK*  
*P. Ducange, Modena*  
*J. Fagundes, Brazil*  
*F. Faraldi, Turin*  
*R. Fasciani, Rome*  
*E. Favuzza, Florence*  
*A. Fea, Turin*  
*M. Federici, Rome*  
*V. Ferrara, Biella*  
*S. Ferrari, Mestre (VE)*  
*P. Ferroni, Fabriano (AN)*  
*R. Ficarella, Bari*  
*M. Fioretto, Casale Monferrato (AL)*  
*R. Fogla, India*  
*E. Forbice, Brescia*  
*A. Galan, Padua*  
*G. Gallarate, Turin*  
*A. Galzignato, Verona*  
*M. Gari, Milan*  
*F. Garofalo, Portici (NA)*  
*F. Gaudensi, Republic of San Marino*  
*P. Gennaro, Siena*  
*M. Gentile, Bari*  
*V. Germinetti, Biella*  
*E. Ghinelli, Verona*  
*R. Giorgetti, Republic of San Marino*  
*P. Giovinazzo, Turin*  
*S. Giugno, Niscemi (CL)*  
*M. B. Goweida, Egypt*  
*G. Grandi, Turin*  
*C. Graziani, Turin*  
*M. V. Greco, Siena*  
*G. Greco, Siena*  
*A. Grosso, Casale Monferrato (AL)*  
*L. Guccione, Rome*  
*S. Guerriero, Bari*  
*E. J. Holland, USA*  
*A. Iannone, Perugia*  
*A. Imburgia, Republic of San Marino*  
*P. Indemini, Cuneo*  
*A. Ioannou, Bologna*  
*S. Izmailova, Russia*  
*S. Jacob, India*  
*M. Jacobbi, Turin*  
*T. Katamish, Egypt*  
*S. B. Kaye, UK*  
*R. C. Kersten, USA*  
*A. Laborante, San Giovanni Rotondo (FG)*  
*L. Landi, Casale Monferrato (AL)*  
*L. Lapenna, Bari*  
*W. Lee, USA*  
*W. B. Lee, USA*  
*M. Leto, Cuneo*  
*S. Lippera, Fabriano (AN)*  
*W. Lisch, Germany*  
*L. Lombardi, Senigallia (AN)*  
*A. Lovisi, Trento*  
*C. Macaluso, Parma*  
*F. Machetta, Turin*  
*M. S. Macsai, USA*

## SPEAKERS, PANELISTS, and AUTHORS

*E. S. Malbran, Argentina*  
*M. J. Malbran, Argentina*  
*E. Malgieri, Turin*  
*B. Malyugin, Russia*  
*D. Mandolesi, Bologna*  
*C. Manganelli, Rome*  
*L. Maranzana, Pordenone*  
*E. B. Marcheggiani, Republic of San Marino*  
*G. Marchini, Verona*  
*L. Marino, Milan*  
*F. Martino, Siena*  
*F. Massignan, Padua*  
*V. Maurino, UK*  
*E. Mazzilli, San Giovanni Rotondo (FG)*  
*C. Mazzotta, Siena*  
*F. Mele, Turin*  
*L. Menabuoni, Prato*  
*R. Mencucci, Florence*  
*L. Mercanti, Fabriano (AN)*  
*T. Merz, Verona*  
*M. Messina, Perugia*  
*P. Michieletto, Rome*  
*R. Migliardi, Turin*  
*R. Migliorini, Pordenone*  
*U. Mignone, Ivrea (TO)*  
*L. Millucci, Siena*  
*F. Miranti, Turin*  
*E. Miserocchi, Milan*  
*R. Mistò, Monza (MB)*  
*R. A. Monno, Bari*  
*A. Montericchio, Trapani*  
*F. Montrone, Bari*  
*C. Moraru, Romania*  
*O. M. Moraru, Romania*  
*S. Morodei, Fabriano (AN)*  
*L. Mosca, Rome*  
*S. Moschini, Turin*

*A. Mularoni, Republic of San Marino*  
*K. Mularoni, Republic of San Marino*  
*G. Mulé, Trento*  
*A. Mussoni, Republic of San Marino*  
*L. Napoli, Brescia*  
*R. Napolitano, Rome*  
*A. Nebbioso, Naples*  
*R. Nuzzi, Turin*  
*V. Occhipinti, Niscemi (CL)*  
*B. Oldani, Turin*  
*C. Orione, Nizza Monferrato (AT)*  
*M. Orione, Casale Monferrato (AL)*  
*R. Orsi, Aosta*  
*C. Paci, Republic of San Marino*  
*G. Pallotta, Fabriano (AN)*  
*C. Panico, Turin*  
*A. Pashtaev, Russia*  
*F. Passani, Carrara (MS)*  
*M. Passilongo, Trento*  
*E. Pedrotti, Verona*  
*R. R. Penna, Cuneo*  
*C. Peppoloni, Modena*  
*A. A. Perrotta, Pordenone*  
*E. Polito, Siena*  
*E. Ponzi, Bari*  
*G. L. Possati, Republic of San Marino*  
*F. Price, USA*  
*M. O. Price, USA*  
*R. Protti, Domodossola - Verbania*  
*L. Rania, Republic of San Marino*  
*A. Rascheskov, Russia*  
*R. Ravagli, Republic of San Marino*  
*F. Raveggi, Turin*  
*T. Rizzo, Bari*  
*M. Rolando, Genoa*  
*D. Rolle, Casale Monferrato (AL)*  
*T. Rolle, Turin*

## SPEAKERS, PANELISTS, and AUTHORS

*F. Romanelli, Trento*

*V. Romano, UK*

*N. Rosa, Salerno*

*P. Rosetta, Milan*

*J. B. Rubenstein, USA*

*G. A. Ruggi, Milan*

*A. Ruzza, Mestre (VE)*

*J. Santos Paranhos, Brazil*

*A. Santucci, Siena*

*V. Sarnicola, Grosseto*

*C. Sarnicola, Turin*

*E. Sarnicola, Turin*

*F. Sarno, Naples*

*S. Sbordone, Naples*

*M. Sbrocca, Senigallia (AN)*

*G. Scali, Florence*

*I. Scatassi, Casale Monferrato (AL)*

*D. Schiano Lomoriello, Rome*

*A. Scialdone, Milan*

*D. H. Scorsetti, Argentina*

*F. Semeraro, Brescia*

*J. Shimazaki, Japan*

*S. Shimmura, Japan*

*A. Shipunova, Russia*

*L. Spadea, Rome*

*R. Spinetta, Turin*

*M. D. Straiko, USA*

*J. Suvira, India*

*N. Szuster, Argentina*

*P. Talli, Verona*

*M. Terry, USA*

*I. Tinto, Milan*

*G. Torrioni, Orvieto (TR)*

*M. E. Toro, Rome*

*F. Torresan, Bologna*

*C. Tosi, Turin*

*F. Tridico, Turin*

*F. Trivella, Lucca*

*M. Tsatsos, UK*

*E. Y. Tu, USA*

*D. Turco, Turin*

*A. Tzamalīs, UK*

*G. Vadalà, Ivrea (TO)*

*A. S. Vaiano, Cuneo*

*A. Valli, Turin*

*T. Verdina, Modena*

*V. Veshchikova, Russia*

*L. Vigo, Milan*

*P. Vinciguerra, Milan*

*R. Vinciguerra, UK*

*J. N. Weiss, USA*

*J. S. Weiss, USA*

*C. E. Willoughby, UK*

*S. Yoo, USA*

*M. Zagari, Catania*

*S. Zagari, Catania*

*C. Zampaglione, Ivrea (TO)*

*O. Ziitadinova, Russia*

*L. Zucca, Casale Monferrato (AL)*

*S. Zuccarini, Florence*



## CORNEA TRANSPLANT FOUNDATION

There are over 10 million people worldwide living with treatable blindness. However, the current number of keratoplasties should grow 70 times to meet the number of those who are in need.

The newest lamellar keratoplasty surgical techniques may consent to improve the pool of donor tissues; in fact one donor cornea can be used for more than one recipient. One donor cornea can provide one DALK graft , one DMEK graft, and even a KLAL or scleral patch graft. Furthermore, lamellar keratoplasties have a better prognosis than traditional PK. Lamellar keratoplasties have a significant lower incidence of rejection, higher and longer graft survival, and less intraoperative and postoperative complications.

Despite PK is becoming an uncommon procedure in advanced corneal centers, this traditional keratoplasty is still the most adopted procedure in the world, even in industrialized countries. When transitioning from PK to lamellar techniques, most of corneal surgeons have to face a tough learning curve without mentors who could help in overcoming the difficulties of these new techniques. For all these reasons, S.I.C.S.S.O., the International Society of Cornea, Stem Cell and Ocular Surface, has started, in 2018, a new activity called CORNEA TRANSPLANT FOUNDATION FOR DEVELOPING COUNTRIES, in order to transmit, with tutoring and mentoring missions, the newest lamellar keratoplasty surgical techniques.

An International Board has been nominated to coordinate the “**CORNEA TRANSPLANT FOUNDATION**” activities. In six months three missions were successfully completed in Turkey, Georgia and Italy.

**Apply on [www.sicssso.org/foundation](http://www.sicssso.org/foundation)**



## PLATINUM SPONSOR



LEADER NELLA RICERCA  
E PRODUZIONE DI DISPOSITIVI MEDICI

## GOLD SPONSOR



## SILVER SPONSOR



## BRONZE SPONSOR



**BAUSCH+LOMB**



*Johnson & Johnson* VISION



## OTHER SPONSORS





# SICSSO

CORNEA TRANSPLANT FOUNDATION FOR DEVELOPING COUNTRIES

The International Society of Cornea  
Stem Cells and Ocular Surface

INFO



**S.I.C.S.S.O.**

Organizing Secretariat

Santa Lucia Srl Sezione Eventi e Servizi

Via Mazzini n° 60, 58100 Grosseto, Italy

Ph: +39 331 7073818

Mail: [info@sicssso.org](mailto:info@sicssso.org) (participants)

Website: [www.sicssso.com/2019](http://www.sicssso.com/2019)